


***FINANCIAL REPORTS  
FOR THE MONTH OF  
MARCH, 2018***

***BRADFORD  
EXEMPTED VILLAGE  
SCHOOL DISTRICT***



Date: 04/03/2018  
 Time: 11:16 am

BRADFORD EX VILL SD  
 Financial Report by Fund  
 CASH CONTROL

Begin Balance	MTD Receipts	FYTD Receipts	MTD Expenditures	FYTD Expenditures	Current Fund Balance	Current Encumbrances	Unencumbered Fund Balance
	TOTAL FOR Fund 001 - GENERAL:						
5,261,260.44	887,038.03	5,468,234.91	692,401.82	4,815,206.11	5,914,289.24	699,205.70	5,215,083.54
	TOTAL FOR Fund 002 - BOND RETIREMENT:						
186,958.12	52,660.73	100,684.65	1,050.24	119,023.02	168,519.75	0.00	168,519.75
	TOTAL FOR Fund 003 - PERMANENT IMPROVEMENT:						
489,183.90	0.00	0.00	0.00	47,920.00	441,263.90	0.00	441,263.90
	TOTAL FOR Fund 006 - FOOD SERVICE:						
67,541.44	22,012.49	163,697.13	22,748.40	179,239.64	51,998.93	9,113.55	42,885.38
	TOTAL FOR Fund 007 - SPECIAL TRUST:						
50,726.16	0.00	4,500.00	0.00	15,500.00	39,726.16	8,250.00	31,476.16
	TOTAL FOR Fund 008 - ENDOWMENT:						
54,727.74	80.51	560.31	0.00	0.00	55,288.05	2,000.00	53,288.05
	TOTAL FOR Fund 018 - PUBLIC SCHOOL SUPPORT:						
33,783.12	199.00	18,827.73	305.03	19,157.66	33,453.19	2,924.13	30,529.06
	TOTAL FOR Fund 019 - OTHER GRANT:						
17,266.58	150.00	6,950.00	0.00	5,649.60	18,566.98	0.00	18,566.98
	TOTAL FOR Fund 022 - DISTRICT AGENCY:						
0.00	0.00	1,000.00	0.00	46.18	953.82	0.00	953.82
	TOTAL FOR Fund 034 - CLASSROOM FACILITIES MAINT.:						
502,200.52	10,083.46	18,594.27	21,430.82	22,764.44	488,030.35	126,334.82	371,695.53
	TOTAL FOR Fund 200 - STUDENT MANAGED ACTIVITY:						
26,823.32	3,037.15	30,538.79	1,650.20	27,763.09	29,599.02	7,373.78	22,225.24
	TOTAL FOR Fund 300 - DISTRICT MANAGED ACTIVITY:						
13,970.19	4,200.03	77,262.49	8,950.45	68,776.34	21,856.34	21,815.87	40.47
	TOTAL FOR Fund 451 - DATA COMMUNICATION FUND:						
0.00	1,800.00	3,600.00	0.00	0.00	3,600.00	0.00	3,600.00
	TOTAL FOR Fund 572 - TITLE I DISADVANTAGED CHILDRE:						
0.00	0.00	147,081.94	21,494.19	144,661.41	2,420.53	0.00	2,420.53
	TOTAL FOR Fund 590 - IMPROVING TEACHER QUALITY:						
0.00	0.00	13,394.62	0.00	0.00	13,394.62	0.00	13,394.62
	TOTAL FOR Fund 599 - MISCELLANEOUS FED. GRANT FUND:						
0.00	0.00	63,698.58	0.00	33,755.55	29,943.03	0.00	29,943.03

Date: 04/03/2018  
Time: 11:16 am

BRADFORD EX VILL SD  
Financial Report by Fund  
CASH CONTROL

Page: 2  
(FINSUM)

Begin Balance	MTD Receipts	FYTD Receipts	MTD Expenditures	FYTD Expenditures	Current Fund Balance	Current Encumbrances	Unencumbered Fund Balance
6,703,741.53	981,261.40	5,118,625.42	710,031.15	5,499,463.04	7,322,903.91	877,017.85	6,445,886.06

GRAND TOTALS:


DEPOSITORY	MONTH OF MARCH		VARIANCE
	FEBRUARY	MARCH	
MAIN SOURCE BANK	0	0	\$ -
COVINGTON SAVINGS & LOAN	\$ 116,124.80	\$ 174,336.07	\$ 58,211.27
COVINGTON SAVINGS & LOAN	\$ 2,949.66	\$ 2,949.69	\$ 0.03
GREENVILLE NATIONAL BANK	-	1,000.00	\$ 1,000.00
SECOND NATIONAL BANK	\$ 842,918.90	\$ 845,229.20	\$ 2,310.30
STAR OHIO	\$ 4,205,527.25	\$ 4,414,607.59	\$ 209,080.34
STAR OHIO PLUS	\$ 508,903.05	\$ 509,581.36	\$ 678.31
			\$ -
	\$ 5,676,423.66	\$ 5,947,703.91	\$ 271,280.25
			\$ -
			\$ -
CDARS	\$ 1,375,000.00	\$ 1,375,000.00	\$ -
PETTY CASH	\$ 100.00	\$ 100.00	\$ -
LIBRARY CHANGE FUND	\$ 50.00	-	\$ (50.00)
CAFETERIA CHANGE FUND	\$ 100.00	\$ 100.00	\$ -
	\$ 7,051,673.66	\$ 7,322,903.91	\$ 271,230.25

DATE: 04/03/2018  
TIME: 09:28

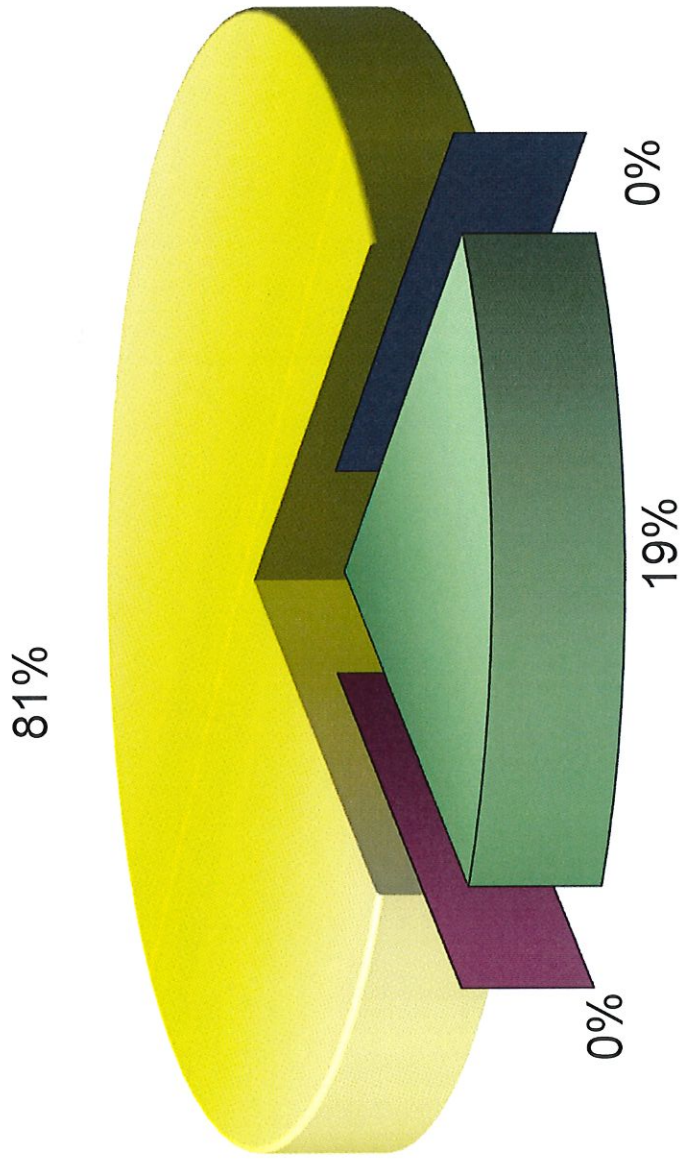
BRADFORD EX VILL SD  
CASH RECONCILIATION AS OF 03/31/2018

PAGE: 1  
(USAEMSED)

	SUB-TOTALS	TOTALS
	-----	-----
Gross Depository Balances:		
SECOND NATIONAL BANK	\$ 845,229.20	
COVINGTON SAVINGS & LOAN	183,559.99	
COVINGTON SAVINGS & LOAN-ATHLETC	2,949.69	
STAR OHIO	4,414,607.59	
STAR OHIO PLUS	509,581.36	
MAIN SOURCE BANK	53,946.23	
GREENVILLE NATIONAL BANK	1,000.00	
	-----	
Total Depository Balances (Gross)		\$ 6,010,874.06
Adjustments to Bank Balance:		
Cash in Transit to Bank	\$ 0.00	
Outstanding Checks	63,170.15-	
Adjustments	0.00	
	-----	
Total Adjustments to Bank Balance		63,170.15-
Investments:		
Treasury Bonds and Notes	\$ 0.00	
Certificate of Deposits	1,375,000.00	
Other Securities	0.00	
Other Investments:		
	-----	
Total Investments		1,375,000.00
Cash on Hand:		
Petty Cash:		
BOE PETTY CASH	\$ 100.00	
Change Cash:		
CAFETERIA CHANGE FUND	\$ 100.00	
Cash with Fiscal Agent	0.00	
	-----	
Total Cash on Hand		200.00
		-----
Total Balances		\$ 7,322,903.91
		=====
Total Fund Balance		\$ 7,322,903.91
		=====
Depository Clearance Accounts:		
	-----	
Total Clearance Account Balances		\$ 0.00

  
Treasurer

# INVESTMENT MARCH 2018



CD'S

US AGENCIES

MONEY MARKETS

MUTUAL FUND

FORM SM-2  
 OHIO DEPARTMENT OF EDUCATION - OFFICE OF SCHOOL MANAGEMENT ASSISTANCE  
 ANNUAL SPENDING PLAN (CURRENT OPERATION - GENERAL FUND ONLY - O.R.C. 5705.391)

	MONTHLY ESTIMATE	MONTHLY ACTUAL	MONTHLY DIFFERENCE	FISCAL YTD ESTIMATE	FISCAL YTD ACTUAL	FISCAL YTD DIFFERENCE
<b>REVENUES</b>						
01.010 General Property (Real Estate)	0	916,484	916,484	0	916,484	916,484
01.020 Tangible Personal Property Tax	0	44,244	44,244	0	44,244	44,244
01.030 Income Tax	0	849,478	849,478	0	849,478	849,478
01.035 Unrestricted Grants-in-Aid	0	3,127,250	3,127,250	0	3,127,250	3,127,250
01.040 Restricted Grants-in-Aid	0	28,584	28,584	0	28,584	28,584
01.045 Restricted Grants-in-Aid - SFSF	0	0	0	0	0	0
01.050 Property Tax Allocation	0	76,683	76,683	0	76,683	76,683
01.060 All Other Operating Revenue	0	400,250	400,250	0	400,250	400,250
01.070 Total Revenue	0	5,442,973	5,442,973	0	5,442,973	5,442,973
<b>OTHER FINANCING SOURCES</b>						
02.010 Proceeds from Sale of Notes	0	0	0	0	0	0
02.020 State Emergency Loans & Advancements (Approved)	0	0	0	0	0	0
02.040 Operating Transfers-In	0	0	0	0	0	0
02.050 Advances-In	0	0	0	0	0	0
02.060 All Other Financing Sources	0	25,261	25,261	0	25,261	25,261
02.070 Total Other Financing Sources	0	25,261	25,261	0	25,261	25,261
02.080 Total Revenues and Other Financing Sources	0	5,468,234	5,468,234	0	5,468,234	5,468,234
<b>EXPENDITURES</b>						
03.010 Personal Services	0	2,444,543	2,444,543	0	2,444,543	2,444,543
03.020 Employees' Retirement/Insurance Benefits	0	878,359	878,359	0	878,359	878,359
03.030 Purchased Services	0	1,170,394	1,170,394	0	1,170,394	1,170,394
03.040 Supplies and Materials	0	52,353	52,353	0	52,353	52,353
03.050 Capital Outlay	0	71,528	71,528	0	71,528	71,528
03.060 Intergovernmental	0	0	0	0	0	0
04.010 Debt Service: All Principal (Historical)	0	0	0	0	0	0
04.020 Debt Service: Principal - Notes	0	0	0	0	0	0
04.030 Debt Service: Principal - State Loans	0	0	0	0	0	0
04.040 Debt Service: Principal - State Advancements	0	0	0	0	0	0
04.050 Debt Service: Principal - HB 264 Loans	0	0	0	0	0	0
04.055 Debt Service: Principal - Other	0	0	0	0	0	0
04.060 Debt Service: Interest and Fiscal Charges	0	85,112	85,112	0	85,112	85,112
04.300 Other Objects	0	4,702,289	4,702,289	0	4,702,289	4,702,289
04.500 Total Expenditures	0	4,702,289	4,702,289	0	4,702,289	4,702,289
<b>OTHER FINANCING USES</b>						
05.010 Operating Transfers - Out	0	0	0	0	0	0
05.020 Advances - Out	0	112,918	112,918	0	112,918	112,918
05.030 All Other Financing Uses	0	0	0	0	0	0
05.040 Total Other Financing Uses	0	112,918	112,918	0	112,918	112,918
05.050 Total Expenditure and Other Financing Uses	0	4,815,207	4,815,207	0	4,815,207	4,815,207
06.010 Excess Rev & Oth Financing Sources over(under) Exp &	0	653,027	653,027	0	653,027	653,027
07.010 Beginning Cash Balance	0	5,261,260	5,261,260	0	5,261,260	5,261,260
07.020 Ending Cash Balance	0	5,914,287	5,914,287	0	5,914,287	5,914,287
08.010 Outstanding Encumbrances	0	0	0	0	0	0

RECEIPT LIST  
List of Receipt Items by Date  
MONTHLY REVENUE POSTINGS

Receipt Number	Item Number	Stat	Stat2	Description	Amount
----------------	-------------	------	-------	-------------	--------

Receipt Date: 03/01/2018

994198	0001	A		Student Breakfast	15.60
994198	0002	A		Adult Breakfast	1.50
994198	0003	A		Student Breakfast	0.00
994198	0004	A		Student Lunch Receipts	329.10
994198	0005	A		Student Milk Receipts	0.00
994198	0006	A		Student Alacarte	124.90
994198	0007	A		Adult Alacarte	44.25
994198	0008	A		Received On Account	( 330.90)

RECEIPT TOTAL: 184.45

TOTAL FOR DATE: 03/01/2018 184.45

Receipt Date: 03/02/2018

994197	0001	B	EX	LEVPRO Adj. 02/03/18-03/02/18	254.85
994197	0002	B	EX	LEVPRO Adj. 02/03/18-03/02/18	795.49
994197	0003	B	EX	LEVPRO Adj. 02/03/18-03/02/18	308.37
994197	0004	B	EX	LEVPRO Adj. 02/03/18-03/02/18	683.82
994197	0005	B	EX	LEVPRO Adj. 02/03/18-03/02/18	581.57
994197	0006	B	EX	LEVPRO Adj. 02/03/18-03/02/18	213.01
994197	0007	B	EX	LEVPRO Adj. 02/03/18-03/02/18	433.95
994197	0008	B	EX	LEVPRO Adj. 02/03/18-03/02/18	622.96
994197	0009	B	EX	LEVPRO Adj. 02/03/18-03/02/18	155.10
994197	0010	B	EX	LEVPRO Adj. 02/03/18-03/02/18	479.49
994197	0011	B	EX	LEVPRO Adj. 02/03/18-03/02/18	531.49
994197	0012	B	EX	LEVPRO Adj. 02/03/18-03/02/18	( 50.97)
994197	0013	B	EX	LEVPRO Adj. 02/03/18-03/02/18	( 341.91)
994197	0014	B	EX	LEVPRO Adj. 02/03/18-03/02/18	( 86.79)
994197	0015	B	EX	LEVPRO Adj. 02/03/18-03/02/18	( 101.94)
994197	0016	B	EX	LEVPRO Adj. 02/03/18-03/02/18	( 241.91)
994197	0017	B	EX	LEVPRO Adj. 02/03/18-03/02/18	( 80.64)
994197	0018	B	EX	LEVPRO Adj. 02/03/18-03/02/18	( 173.58)
994197	0019	B	EX	LEVPRO Adj. 02/03/18-03/02/18	( 101.94)
994197	0020	B	EX	LEVPRO Adj. 02/03/18-03/02/18	( 553.58)
994197	0021	B	EX	LEVPRO Adj. 02/03/18-03/02/18	( 308.37)
994197	0022	B	EX	LEVPRO Adj. 02/03/18-03/02/18	( 341.91)
994197	0023	B	EX	LEVPRO Adj. 02/03/18-03/02/18	( 500.93)
994197	0024	B	EX	LEVPRO Adj. 02/03/18-03/02/18	( 213.01)
994197	0025	B	EX	LEVPRO Adj. 02/03/18-03/02/18	( 173.58)
994197	0026	B	EX	LEVPRO Adj. 02/03/18-03/02/18	( 622.96)
994197	0027	B	EX	LEVPRO Adj. 02/03/18-03/02/18	( 155.10)
994197	0028	B	EX	LEVPRO Adj. 02/03/18-03/02/18	( 479.49)
994197	0029	B	EX	LEVPRO Adj. 02/03/18-03/02/18	( 531.49)
994197	0030	B	EX	LEVPRO Adj. 02/03/18-03/02/18	562.66
994197	0031	B	EX	LEVPRO Adj. 02/03/18-03/02/18	440.02



List of Receipt Items by Date  
MONTHLY REVENUE POSTINGS

Receipt Number	Item Number	Stat	Stat2	Description	Amount
Receipt Date: 03/02/2018					
994197	0032	B	EX	LEVPRO Adj. 02/03/18-03/02/18	450.35
994197	0033	B	EX	LEVPRO Adj. 02/03/18-03/02/18	821.04
994197	0034	B	EX	LEVPRO Adj. 02/03/18-03/02/18	1,010.26
994197	0035	B	EX	LEVPRO Adj. 02/03/18-03/02/18	438.37
994197	0036	B	EX	LEVPRO Adj. 02/03/18-03/02/18	293.59
994197	0037	B	EX	LEVPRO Adj. 02/03/18-03/02/18	275.52
994197	0038	B	EX	LEVPRO Adj. 02/03/18-03/02/18	363.69
994197	0039	B	EX	LEVPRO Adj. 02/03/18-03/02/18	155.10
994197	0040	B	EX	LEVPRO Adj. 02/03/18-03/02/18 (	385.44)
994197	0041	B	EX	LEVPRO Adj. 02/03/18-03/02/18 (	397.98)
994197	0042	B	EX	LEVPRO Adj. 02/03/18-03/02/18 (	562.66)
994197	0043	B	EX	LEVPRO Adj. 02/03/18-03/02/18 (	440.02)
994197	0044	B	EX	LEVPRO Adj. 02/03/18-03/02/18 (	450.35)
994197	0045	B	EX	LEVPRO Adj. 02/03/18-03/02/18 (	423.06)
994197	0046	B	EX	LEVPRO Adj. 02/03/18-03/02/18 (	624.82)
994197	0047	B	EX	LEVPRO Adj. 02/03/18-03/02/18 (	438.37)
994197	0048	B	EX	LEVPRO Adj. 02/03/18-03/02/18 (	293.59)
994197	0049	B	EX	LEVPRO Adj. 02/03/18-03/02/18 (	275.52)
994197	0050	B	EX	LEVPRO Adj. 02/03/18-03/02/18 (	363.69)
994197	0051	B	EX	LEVPRO Adj. 02/03/18-03/02/18 (	155.10)
994197	0052	B	EX	LEVPRO Adj. 02/03/18-03/02/18	343.63
994197	0053	B	EX	LEVPRO Adj. 02/03/18-03/02/18 (	113.54)
994197	0054	B	EX	LEVPRO Adj. 02/03/18-03/02/18 (	230.09)
994197	0055	B	EX	LEVPRO Adj. 02/03/18-03/02/18	44.05
994197	0056	B	EX	LEVPRO Adj. 02/03/18-03/02/18 (	44.05)
994197	0057	B	EX	LEVPRO Adj. 02/03/18-03/02/18	2,261.74
994197	0058	B	EX	LEVPRO Adj. 02/03/18-03/02/18 (	938.89)
994197	0059	B	EX	LEVPRO Adj. 02/03/18-03/02/18 (	568.94)
994197	0060	B	EX	LEVPRO Adj. 02/03/18-03/02/18 (	753.91)
994197	0061	B	EX	LEVPRO Adj. 02/03/18-03/02/18	229.35
994197	0062	B	EX	LEVPRO Adj. 02/03/18-03/02/18 (	84.70)
994197	0063	B	EX	LEVPRO Adj. 02/03/18-03/02/18 (	144.65)
994197	0064	B	EX	LEVPRO Adj. 02/03/18-03/02/18	1,629.52
994197	0065	B	EX	LEVPRO Adj. 02/03/18-03/02/18 (	239.38)
994197	0066	B	EX	LEVPRO Adj. 02/03/18-03/02/18 (	293.59)
994197	0067	B	EX	LEVPRO Adj. 02/03/18-03/02/18 (	1,096.55)
994197	0068	B	EX	LEVPRO Adj. 02/03/18-03/02/18	941.79
994197	0069	B	EX	LEVPRO Adj. 02/03/18-03/02/18 (	342.47)
994197	0070	B	EX	LEVPRO Adj. 02/03/18-03/02/18 (	256.85)
994197	0071	B	EX	LEVPRO Adj. 02/03/18-03/02/18 (	342.47)
994197	0072	B	EX	LEVPRO Adj. 02/03/18-03/02/18	225.09
994197	0073	B	EX	LEVPRO Adj. 02/03/18-03/02/18 (	70.77)
994197	0074	B	EX	LEVPRO Adj. 02/03/18-03/02/18 (	154.32)
994197	0075	B	EX	LEVPRO Adj. 02/03/18-03/02/18	444.91
994197	0076	B	EX	LEVPRO Adj. 02/03/18-03/02/18 (	444.91)
994197	0077	B	EX	LEVPRO Adj. 02/03/18-03/02/18	174.22
994197	0078	B	EX	LEVPRO Adj. 02/03/18-03/02/18 (	174.22)

List of Receipt Items by Date  
MONTHLY REVENUE POSTINGS

Receipt Number	Item Number	Stat	Stat2	Description	Amount
----------------	-------------	------	-------	-------------	--------

Receipt Date: 03/02/2018

994197	0079	B	EX	LEVPRO Adj. 02/03/18-03/02/18	340.91
994197	0080	B	EX	LEVPRO Adj. 02/03/18-03/02/18	755.56
994197	0081	B	EX	LEVPRO Adj. 02/03/18-03/02/18 (	377.78)
994197	0082	B	EX	LEVPRO Adj. 02/03/18-03/02/18 (	340.91)
994197	0083	B	EX	LEVPRO Adj. 02/03/18-03/02/18 (	377.78)
994197	0084	B	EX	LEVPRO Adj. 02/03/18-03/02/18	192.00
994197	0085	B	EX	LEVPRO Adj. 02/03/18-03/02/18	172.80
994197	0086	B	EX	LEVPRO Adj. 02/03/18-03/02/18 (	192.00)
994197	0087	B	EX	LEVPRO Adj. 02/03/18-03/02/18 (	172.80)
994197	0088	B	EX	LEVPRO Adj. 02/03/18-03/02/18	596.59
994197	0089	B	EX	LEVPRO Adj. 02/03/18-03/02/18 (	85.23)
994197	0090	B	EX	LEVPRO Adj. 02/03/18-03/02/18 (	170.45)
994197	0091	B	EX	LEVPRO Adj. 02/03/18-03/02/18 (	340.91)
994197	0092	B	EX	LEVPRO Adj. 02/03/18-03/02/18	743.09
994197	0093	B	EX	LEVPRO Adj. 02/03/18-03/02/18 (	205.68)
994197	0094	B	EX	LEVPRO Adj. 02/03/18-03/02/18 (	537.41)
994197	0095	B	EX	LEVPRO Adj. 02/03/18-03/02/18	1,776.18
994197	0096	B	EX	LEVPRO Adj. 02/03/18-03/02/18 (	532.16)
994197	0097	B	EX	LEVPRO Adj. 02/03/18-03/02/18 (	399.12)
994197	0098	B	EX	LEVPRO Adj. 02/03/18-03/02/18 (	168.40)
994197	0099	B	EX	LEVPRO Adj. 02/03/18-03/02/18 (	676.50)
994197	0100	B	EX	LEVPRO Adj. 02/03/18-03/02/18	52.49
994197	0101	B	EX	LEVPRO Adj. 02/03/18-03/02/18 (	52.49)
994197	0102	B	EX	LEVPRO Adj. 02/03/18-03/02/18	234.75
994197	0103	B	EX	LEVPRO Adj. 02/03/18-03/02/18 (	234.75)
994197	0104	B	EX	LEVPRO Adj. 02/03/18-03/02/18	157.48
994197	0105	B	EX	LEVPRO Adj. 02/03/18-03/02/18 (	157.48)
994197	0106	B	EX	LEVPRO Adj. 02/03/18-03/02/18	822.02
994197	0107	B	EX	LEVPRO Adj. 02/03/18-03/02/18 (	338.28)
994197	0108	B	EX	LEVPRO Adj. 02/03/18-03/02/18 (	483.74)
994197	0109	B	EX	LEVPRO Adj. 02/03/18-03/02/18	1,062.44
994197	0110	B	EX	LEVPRO Adj. 02/03/18-03/02/18 (	198.99)
994197	0111	B	EX	LEVPRO Adj. 02/03/18-03/02/18 (	863.45)

RECEIPT TOTAL: 0.00

994199	0001	A		Student Breakfast	12.45
994199	0002	A		Adult Breakfast	0.75
994199	0003	A		Student Breakfast	5.25
994199	0004	A		Student Lunch Receipts	357.40
994199	0005	A		Student Milk Receipts	0.00
994199	0006	A		Student Alacarte	176.75
994199	0007	A		Adult Alacarte	39.50
994199	0008	A		Received On Account	( 168.50)

RECEIPT TOTAL: 423.60

List of Receipt Items by Date  
MONTHLY REVENUE POSTINGS

Receipt Number	Item Number	Stat	Stat2	Description	Amount
----------------	-------------	------	-------	-------------	--------

Receipt Date: 03/02/2018

TOTAL FOR DATE: 03/02/2018 423.60

Receipt Date: 03/05/2018

994200	0001	A		Student Breakfast	6.85
994200	0002	A		Adult Breakfast	3.75
994200	0003	A		Student Breakfast	3.75
994200	0004	A		Student Lunch Receipts	353.55
994200	0005	A		Student Milk Receipts	0.00
994200	0006	A		Student Alacarte	138.50
994200	0007	A		Adult Alacarte	36.75
994200	0008	A		Received On Account	( 111.95)

RECEIPT TOTAL: 431.20

TOTAL FOR DATE: 03/05/2018 431.20

Receipt Date: 03/06/2018

994201	0001	A		Athletic Boosters Food supply	88.10
--------	------	---	--	-------------------------------	-------

RECEIPT TOTAL: 88.10

994202	0001	A		Trail Mix Sales	116.75
--------	------	---	--	-----------------	--------

RECEIPT TOTAL: 116.75

994203	0001	A		HS PRINCIPAL COKE SALES	113.00
--------	------	---	--	-------------------------	--------

RECEIPT TOTAL: 113.00

994204	0001	A		Lion's Club Food Supplies	55.11
--------	------	---	--	---------------------------	-------

RECEIPT TOTAL: 55.11

994205	0001	A		Student Breakfast	10.35
994205	0002	A		Adult Breakfast	3.75
994205	0003	A		Student Breakfast	8.50
994205	0004	A		Student Lunch Receipts	325.85
994205	0005	A		Student Milk Receipts	0.00
994205	0006	A		Student Alacarte	108.00
994205	0007	A		Adult Alacarte	42.00
994205	0008	A		Received On Account	( 125.05)

List of Receipt Items by Date  
MONTHLY REVENUE POSTINGS

Receipt Number	Item Number	Stat	Stat2	Description	Amount
----------------	-------------	------	-------	-------------	--------

Receipt Date: 03/06/2018

				RECEIPT TOTAL:	373.40
994206	0001	A		student fees	11.00
				RECEIPT TOTAL:	11.00
994207	0001	A		Student fees	280.00
994207	0002	A		library fines	12.00
				RECEIPT TOTAL:	292.00
994208	0001	A		student fees	70.00
				RECEIPT TOTAL:	70.00
994209	0001	A		AGRICULTURE/RESIDENTIAL	85,000.00
				RECEIPT TOTAL:	85,000.00
				TOTAL FOR DATE: 03/06/2018	86,119.36

Receipt Date: 03/07/2018

994210	0001	A		Student Breakfast	10.35
994210	0002	A		Adult Breakfast	2.50
994210	0003	A		Student Breakfast	4.50
994210	0004	A		Student Lunch Receipts	294.55
994210	0005	A		Student Milk Receipts	0.00
994210	0006	A		Student Alacarte	132.20
994210	0007	A		Adult Alacarte	43.75
994210	0008	A		Received On Account	( 215.55)
				RECEIPT TOTAL:	272.30
				TOTAL FOR DATE: 03/07/2018	272.30

Receipt Date: 03/08/2018

994211	0001	A		Student Breakfast	29.30
994211	0002	A		Adult Breakfast	5.50
994211	0003	A		Student Breakfast	0.75
994211	0004	A		Student Lunch Receipts	311.35
994211	0005	A		Student Milk Receipts	0.00
994211	0006	A		Student Alacarte	122.75

List of Receipt Items by Date  
 MONTHLY REVENUE POSTINGS

Receipt Number	Item Number	Stat	Stat2	Description	Amount
----------------	-------------	------	-------	-------------	--------

Receipt Date: 03/08/2018

994211	0007	A		Adult Alacarte	36.50
994211	0008	A		Received On Account	( 332.84)

RECEIPT TOTAL: 173.31

TOTAL FOR DATE: 03/08/2018 173.31

Receipt Date: 03/09/2018

994212	0001	B	EX	Audit true up	3.38
994212	0002	A		go green rebate	132.00

RECEIPT TOTAL: 135.38

994213	0001	A		Student Breakfast	18.10
994213	0002	A		Adult Breakfast	2.00
994213	0003	A		Student Breakfast	0.00
994213	0004	A		Student Lunch Receipts	332.95
994213	0005	A		Student Milk Receipts	0.00
994213	0006	A		Student Alacarte	150.65
994213	0007	A		Adult Alacarte	51.50
994213	0008	A		Received On Account	( 176.35)

RECEIPT TOTAL: 378.85

TOTAL FOR DATE: 03/09/2018 514.23

Receipt Date: 03/12/2018

122327	0001	F		ADVANCE SHORTFALL FOR ATHLETIC	4,000.00
--------	------	---	--	--------------------------------	----------

RECEIPT TOTAL: 4,000.00

994214	0001	A		Student Breakfast	13.40
994214	0002	A		Adult Breakfast	3.00
994214	0003	A		Student Breakfast	4.75
994214	0004	A		Student Lunch Receipts	331.30
994214	0005	A		Student Milk Receipts	0.00
994214	0006	A		Student Alacarte	109.00
994214	0007	A		Adult Alacarte	35.00
994214	0008	A		Received On Account	( 1.10)

RECEIPT TOTAL: 495.35

994215	0001	A		student fee collections	500.00
--------	------	---	--	-------------------------	--------

List of Receipt Items by Date  
MONTHLY REVENUE POSTINGS

Receipt Number	Item Number	Stat	Stat2	Description	Amount
----------------	-------------	------	-------	-------------	--------

Receipt Date: 03/12/2018

				RECEIPT TOTAL:	500.00
994220	0001	A		LUNCH-PUBLIC SECT 11	9,752.94
994220	0002	A		LUNCH-PUBLIC SECT 11	290.28
994220	0003	A		CRRS BREAKFAST REIMB - JAN 17	2,448.96
				RECEIPT TOTAL:	12,492.18
				TOTAL FOR DATE: 03/12/2018	17,487.53

Receipt Date: 03/13/2018

994216	0001	A		Food Supplies	62.80
				RECEIPT TOTAL:	62.80
994217	0001	A		Student Breakfast	8.85
994217	0002	A		Adult Breakfast	3.75
994217	0003	A		Student Breakfast	2.25
994217	0004	A		Student Lunch Receipts	315.90
994217	0005	A		Student Milk Receipts	0.00
994217	0006	A		Student Alacarte	85.25
994217	0007	A		Adult Alacarte	27.00
994217	0008	A		Received On Account	12.80
				RECEIPT TOTAL:	455.80
994221	0001	A		Brushbots contribution	12.00
				RECEIPT TOTAL:	12.00
				TOTAL FOR DATE: 03/13/2018	530.60

Receipt Date: 03/14/2018

994218	0001	A		Cash for pizza	604.00
994218	0002	A		Latino 6343 pizza	24.00
994218	0003	A		Blanton 7491-piza	42.00
994218	0004	A		Sanders # 5975-pizza	60.00
994218	0005	A		Harrison 1405-pizza	18.00
994218	0006	A		Sanders 5975-pizza	42.00
994218	0007	A		Poeppleman 1536-pizza	21.00
994218	0008	A		Leistner 1110-pizza	78.00
994218	0009	A		Wolf 1696-Pizza	21.00

List of Receipt Items by Date  
MONTHLY REVENUE POSTINGS

```

=====
Receipt Item
Number Number Stat Stat2 Description Amount

Receipt Date: 03/14/2018

994218 0010 A Wellbaum 1243-pizza 36.00
994218 0011 A Zea 302 -pizza 63.00
994218 0012 A Wellbaum 1243-pizza 21.00
994218 0013 A maxwell 9573-pizza 147.00
994218 0014 A Shannon 2099-pizza 21.00
994218 0015 A Apple 2384-Pizza 36.00

RECEIPT TOTAL: 1,234.00

994219 0001 A Cash for pizza 159.00
994219 0002 A Harmon 7247-pizza 18.00
994219 0003 A Rick 4798-pizza 78.00
994219 0004 A Martin 5548-pizza 21.00
994219 0005 A Glick 6753-Pizza 147.00
994219 0006 A Moore -pizza 39.00
994219 0007 A Myers 1289 42.00
994219 0008 A Smith 102-pizza 102.00

RECEIPT TOTAL: 606.00

994222 0001 A Student Breakfast 15.30
994222 0002 A Adult Breakfast 0.50
994222 0003 A Student Breakfast 0.75
994222 0004 A Student Lunch Receipts 290.15
994222 0005 A Student Milk Receipts 0.00
994222 0006 A Student Alacarte 134.00
994222 0007 A Adult Alacarte 54.50
994222 0008 A Received On Account ( 338.95)

RECEIPT TOTAL: 156.25

994229 0001 A AGRICULTURE/RESIDENTIAL 252,915.93
994229 0002 A COMMERCIAL/INDUSTRIAL 15,285.68
994229 0003 A DELIQUENT TAX 11,550.04
994229 0004 A PERSONAL PROPERTY UTILITY 9,640.64
994229 0005 A BOND FUND RE TAX 22,937.08
994229 0006 A BOND FUND 3,177.99
994229 0007 A BOND FUND P PROPERTY UTILITY 617.90
994229 0008 A BOND FUND P PROPERTY UTILITY 85.61
994229 0009 A MAINT FUND RE TAX 4,724.24
994229 0010 A MAINT FUND RE TAX 201.42
994229 0011 A MAINT FUND PP UTILITY 186.11
994229 0012 B EX AUDITOR & TREASURER'S FEES ( 4,382.01)
994229 0013 B EX DTAC ( 600.02)
994229 0014 B EX AUDITOR & TREASURER'S FEES ( 356.98)
994229 0015 B EX DTAC ( 47.38)
994229 0016 B EX AUDITOR & TREASURER'S FEES ( 49.48)

```

List of Receipt Items by Date  
MONTHLY REVENUE POSTINGS

Receipt Number	Item Number	Stat	Stat2	Description	Amount
----------------	-------------	------	-------	-------------	--------

Receipt Date: 03/14/2018

994229	0017	B	EX	DTAC	( 6.56)
994229	0018	B	EX	AUDITOR & TREASURER'S FEES	( 77.25)
994229	0019	B	EX	DTAC	( 10.07)

RECEIPT TOTAL: 315,792.89

TOTAL FOR DATE: 03/14/2018 317,789.14

Receipt Date: 03/15/2018

994223	0001	A		Student Breakfast	16.85
994223	0002	A		Adult Breakfast	2.00
994223	0003	A		Student Breakfast	2.00
994223	0004	A		Student Lunch Receipts	309.65
994223	0005	A		Student Milk Receipts	0.50
994223	0006	A		Student Alacarte	118.75
994223	0007	A		Adult Alacarte	38.00
994223	0008	A		Received On Account	151.40

RECEIPT TOTAL: 639.15

TOTAL FOR DATE: 03/15/2018 639.15

Receipt Date: 03/16/2018

994224	0001	A		Amy Gade #6847 Yearbook 2017	45.00
--------	------	---	--	------------------------------	-------

RECEIPT TOTAL: 45.00

994225	0001	A		M Moore #0002 2018 Yearbook	48.00
--------	------	---	--	-----------------------------	-------

RECEIPT TOTAL: 48.00

994226	0001	A		HS PRINCIPAL COKE SALES	74.00
--------	------	---	--	-------------------------	-------

RECEIPT TOTAL: 74.00

994227	0001	A		Cash Fruit Sales	142.00
--------	------	---	--	------------------	--------

RECEIPT TOTAL: 142.00

994228	0001	A		Cash Strawberry Sales	40.00
--------	------	---	--	-----------------------	-------

RECEIPT TOTAL: 40.00



List of Receipt Items by Date  
MONTHLY REVENUE POSTINGS

Receipt Number	Item Number	Stat	Stat2	Description	Amount
----------------	-------------	------	-------	-------------	--------

Receipt Date: 03/16/2018

994230	0001	B	EX	LEVPRO Adj. 02/17/18-03/16/18	241.91
994230	0002	B	EX	LEVPRO Adj. 02/17/18-03/16/18	301.94
994230	0003	B	EX	LEVPRO Adj. 02/17/18-03/16/18	77.55
994230	0004	B	EX	LEVPRO Adj. 02/17/18-03/16/18	110.65
994230	0005	B	EX	LEVPRO Adj. 02/17/18-03/16/18 (	241.91)
994230	0006	B	EX	LEVPRO Adj. 02/17/18-03/16/18 (	301.94)
994230	0007	B	EX	LEVPRO Adj. 02/17/18-03/16/18 (	110.65)
994230	0008	B	EX	LEVPRO Adj. 02/17/18-03/16/18 (	77.55)
994230	0009	B	EX	LEVPRO Adj. 02/17/18-03/16/18	241.03
994230	0010	B	EX	LEVPRO Adj. 02/17/18-03/16/18	230.34
994230	0011	B	EX	LEVPRO Adj. 02/17/18-03/16/18	119.69
994230	0012	B	EX	LEVPRO Adj. 02/17/18-03/16/18	282.98
994230	0013	B	EX	LEVPRO Adj. 02/17/18-03/16/18 (	241.03)
994230	0014	B	EX	LEVPRO Adj. 02/17/18-03/16/18 (	119.69)
994230	0015	B	EX	LEVPRO Adj. 02/17/18-03/16/18 (	282.98)
994230	0016	B	EX	LEVPRO Adj. 02/17/18-03/16/18 (	230.34)
994230	0017	B	EX	LEVPRO Adj. 02/17/18-03/16/18	116.55
994230	0018	B	EX	LEVPRO Adj. 02/17/18-03/16/18 (	116.55)
994230	0019	B	EX	LEVPRO Adj. 02/17/18-03/16/18	114.68
994230	0020	B	EX	LEVPRO Adj. 02/17/18-03/16/18 (	114.68)
994230	0021	B	EX	LEVPRO Adj. 02/17/18-03/16/18	80.64
994230	0022	B	EX	LEVPRO Adj. 02/17/18-03/16/18 (	80.64)
994230	0023	B	EX	LEVPRO Adj. 02/17/18-03/16/18	256.86
994230	0024	B	EX	LEVPRO Adj. 02/17/18-03/16/18 (	85.62)
994230	0025	B	EX	LEVPRO Adj. 02/17/18-03/16/18 (	171.24)
994230	0026	B	EX	LEVPRO Adj. 02/17/18-03/16/18	53.57
994230	0027	B	EX	LEVPRO Adj. 02/17/18-03/16/18 (	53.57)
994230	0028	B	EX	LEVPRO Adj. 02/17/18-03/16/18	216.00
994230	0029	B	EX	LEVPRO Adj. 02/17/18-03/16/18 (	216.00)
994230	0030	B	EX	LEVPRO Adj. 02/17/18-03/16/18	331.92
994230	0031	B	EX	LEVPRO Adj. 02/17/18-03/16/18 (	163.52)
994230	0032	B	EX	LEVPRO Adj. 02/17/18-03/16/18 (	168.40)
994230	0033	B	EX	LEVPRO Adj. 02/17/18-03/16/18	161.56
994230	0034	B	EX	LEVPRO Adj. 02/17/18-03/16/18 (	161.56)
994230	0035	B	EX	LEVPRO Adj. 02/17/18-03/16/18	664.46
994230	0036	B	EX	LEVPRO Adj. 02/17/18-03/16/18 (	322.55)
994230	0037	B	EX	LEVPRO Adj. 02/17/18-03/16/18 (	341.91)

RECEIPT TOTAL:

0.00

994231	0001	A		Opportunity Grant	79,484.83
994231	0002	A		Targeted Assistance	32,238.13
994231	0003	A		K-3 Literacy	1,959.50
994231	0004	A		Economic Disadvantaged Funding	1,220.13
994231	0005	A		Limited Eng Proficiency Fundin (	5.60)
994231	0006	A		Gifted Education Funding	1,580.94
994231	0007	A		Transportation	3,856.90

List of Receipt Items by Date  
MONTHLY REVENUE POSTINGS

Receipt Number	Item Number	Stat	Stat2	Description	Amount
----------------	-------------	------	-------	-------------	--------

Receipt Date: 03/16/2018

994231	0008	A		Special Education Addl Funding	12,517.67
994231	0009	A		Capacity Aid	53,829.00
994231	0010	A		Graduation Bonus	0.00
994231	0011	A		Third Grade Reading Bonus	0.00
994231	0012	A		Career Tech Education Funding	47.51
994231	0013	A		Preschool Special Education	189.29
994231	0014	A		Special Education Transportat	( 213.42)
994231	0015	A		Open Enrollment Adjustment	13,955.15
994231	0016	B	EX	Educational Service Center	( 527.45)
994231	0017	B	EX	Open Enrollment Adjustment	( 23,769.67)
994231	0018	B	EX	Community School Adjustment	( 1,099.44)
994231	0019	B	EX	Scholarship Transfer	( 1,349.88)
994231	0020	B	EX	Other Adjustment -negative	( 3,705.38)
994231	0021	B	EX	SF14 Regular Tuition	( 186.89)
994231	0022	B	EX	SF14 Special Education Tuition	( 227.73)
994231	0023	B	EX	College Credit Plus	( 2,463.86)
994231	0024	B	EX	School Employees Retirement Sy	( 6,034.00)
994231	0025	B	EX	State Teachers Retirement Sys	( 13,530.00)
994231	0026	B	EX	Excess Cost	( 2,750.37)
994231	0027	A		SF14 - Special Education	2,280.13
994231	0028	A		SF6-Excess Cost	10,028.33

RECEIPT TOTAL: 157,323.82

994232	0001	A		Student Breakfast	15.10
994232	0002	A		Adult Breakfast	6.25
994232	0003	A		Student Breakfast	4.75
994232	0004	A		Student Lunch Receipts	314.20
994232	0005	A		Student Milk Receipts	0.50
994232	0006	A		Student Alacarte	120.60
994232	0007	A		Adult Alacarte	39.25
994232	0008	A		Received On Account	( 251.15)

RECEIPT TOTAL: 249.50

TOTAL FOR DATE: 03/16/2018 157,922.32

Receipt Date: 03/19/2018

994233	0001	A		BROOKVILLE TICKET BONUS	200.00
--------	------	---	--	-------------------------	--------

RECEIPT TOTAL: 200.00

994234	0001	A		AGRICULTURE/RESIDENTIAL	5,990.14
994234	0002	A		PERSONAL PROPERTY	884.48
994234	0003	A		BOND FUND RE TAX	491.66

List of Receipt Items by Date  
MONTHLY REVENUE POSTINGS

Receipt Number	Item Number	Stat	Stat2	Description	Amount
----------------	-------------	------	-------	-------------	--------

Receipt Date: 03/19/2018

994234	0004	A		BOND FUND	68.12
994234	0005	A		MAINT FUND RE TAX	104.05
994234	0006	A		PERSONAL PROPERTY	56.69
994234	0007	A		PERSONAL PROPERTY BOND	7.85
994234	0008	A		PERSONAL PROPERTY	17.07
994234	0009	B	EX	AUDITOR & TREASURER'S FEES	( 124.22)
994234	0010	B	EX	DTAC	( 15.95)
994234	0011	B	EX	AUDITOR & TREASURER'S FEES	( 10.20)
994234	0012	B	EX	DTAC	( 1.02)
994234	0013	B	EX	AUDITOR & TREASURER'S FEES	( 1.41)
994234	0014	B	EX	DTAC	( 0.14)
994234	0015	B	EX	AUDITOR & TREASURER'S FEES	( 2.16)
994234	0016	B	EX	DTAC	( 0.31)

RECEIPT TOTAL: 7,464.65

994235	0001	A		Student Breakfast	15.10
994235	0002	A		Adult Breakfast	2.00
994235	0003	A		Student Breakfast	7.00
994235	0004	A		Student Lunch Receipts	316.85
994235	0005	A		Student Milk Receipts	0.00
994235	0006	A		Student Alacarte	118.55
994235	0007	A		Adult Alacarte	38.75
994235	0008	A		Received On Account	105.96

RECEIPT TOTAL: 604.21

994236	0001	A		1 shot services Chk 58127	228.40
--------	------	---	--	---------------------------	--------

RECEIPT TOTAL: 228.40

994256	0001	A		Student Lunch Receipts	( 316.85)
994256	0002	A		student lunch receipt correct	316.65

RECEIPT TOTAL: ( 0.20)

TOTAL FOR DATE: 03/19/2018 8,497.06

Receipt Date: 03/20/2018

994237	0001	A		Student Breakfast	7.80
994237	0002	A		Adult Breakfast	7.25
994237	0003	A		Student Breakfast	3.25
994237	0004	A		Student Lunch Receipts	302.70
994237	0005	A		Student Milk Receipts	0.50
994237	0006	A		Student Alacarte	124.00

List of Receipt Items by Date  
MONTHLY REVENUE POSTINGS

Receipt Number	Item Number	Stat	Stat2	Description	Amount
----------------	-------------	------	-------	-------------	--------

Receipt Date: 03/20/2018

994237	0007	A		Adult Alacarte	46.00
994237	0008	A		Received On Account	( 338.58)

RECEIPT TOTAL: 152.92

994238	0001	A		February 2018 Groceries & food	2,503.22
--------	------	---	--	--------------------------------	----------

RECEIPT TOTAL: 2,503.22

TOTAL FOR DATE: 03/20/2018 2,656.14

Receipt Date: 03/22/2018

994239	0001	A		Student Breakfast	19.95
994239	0002	A		Adult Breakfast	2.50
994239	0003	A		Student Breakfast	4.00
994239	0004	A		Student Lunch Receipts	316.65
994239	0005	A		Student Milk Receipts	0.00
994239	0006	A		Student Alacarte	129.75
994239	0007	A		Adult Alacarte	54.00
994239	0008	A		Received On Account	( 189.75)

RECEIPT TOTAL: 337.10

TOTAL FOR DATE: 03/22/2018 337.10

Receipt Date: 03/23/2018

994240	0001	A		renaissance food supplies	64.92
--------	------	---	--	---------------------------	-------

RECEIPT TOTAL: 64.92

994241	0001	A		Student Breakfast	17.45
994241	0002	A		Adult Breakfast	4.75
994241	0003	A		Student Breakfast	5.75
994241	0004	A		Student Lunch Receipts	336.65
994241	0005	A		Student Milk Receipts	0.50
994241	0006	A		Student Alacarte	133.00
994241	0007	A		Adult Alacarte	69.50
994241	0008	A		Received On Account	( 379.50)

RECEIPT TOTAL: 188.10

994249	0001	A		student fees	961.50
994249	0002	A		R Sowers ch 405	225.00

List of Receipt Items by Date  
MONTHLY REVENUE POSTINGS

Receipt Number	Item Number	Stat	Stat2	Description	Amount
----------------	-------------	------	-------	-------------	--------

Receipt Date: 03/23/2018

994249	0003	A		i Hamilton Ch 4480	225.00
994249	0004	A		J Destine Ch 1077	225.00
994249	0005	A		M Clark Ch 1047	100.00
994249	0006	A		M Clark Cash	105.00
994249	0007	A		B Gray Cash	225.00

RECEIPT TOTAL: 2,066.50

TOTAL FOR DATE: 03/23/2018 2,319.52

Receipt Date: 03/26/2018

994242	0001	B	EX	DELL CHROMEBOOKS (6)	1,182.00
994242	0002	B	EX	CHROMEBOOK CASES	117.00
994242	0003	B	EX	GOOGLE CHROME MGMT LICENSE	144.00

RECEIPT TOTAL: 1,443.00

994243	0001	A		PATRICK MCKEE STUDENT TEACHER	75.00
994243	0002	A		RYAN SCHULTZE STUDENT TEACHER	75.00

RECEIPT TOTAL: 150.00

994244	0001	A		Manufactured Home	320.59
994244	0002	A		Manufactured Homes	273.19
994244	0003	A		Manufactured Homes-bond	14.66
994244	0004	A		Manufactured Homes-bond	45.11
994244	0005	A		Manufactured Homes-BOND 9020	6.25
994244	0006	A		Manufactured Home-Maintenance	11.22
994244	0007	A		Manufactured Homes-delinquencie	0.29
994244	0008	B	EX	Manufactured Homes auditing fe (	60.90)
994244	0009	B	EX	Dretac (	0.75)
994244	0010	B	EX	Manufactured Homes-Bond fees (	4.51)
994244	0011	B	EX	Manufactured Home auditors fee (	0.05)
994244	0012	B	EX	Manufactured Homes-Bond 9020 (	0.60)
994244	0013	B	EX	Manufactured Homes-Bonds 9020 (	0.01)
994244	0014	B	EX	Manufactured Homes-Maintenance (	1.16)
994244	0015	B	EX	Manufactured Homes-Dretac Main (	0.01)

RECEIPT TOTAL: 603.32

994245	0001	A		FFA Camp	75.00
994245	0002	A		Timothy Bryan # 4701	75.00

RECEIPT TOTAL: 150.00

List of Receipt Items by Date  
MONTHLY REVENUE POSTINGS

Receipt Number	Item Number	Stat	Stat2	Description	Amount
----------------	-------------	------	-------	-------------	--------

Receipt Date: 03/26/2018

994246	0001	A		Cash-Silent Auction	115.00
994246	0002	A		Silent Auction-M Miller #1789	20.00
994246	0003	A		Silent Auction-M triplett#1581	55.00
994246	0004	A		Silent Auction-t Canan #5254	30.00
994246	0005	A		Silent Auction-C Baker #514	42.00
994246	0006	A		Silent Auction-CS Helman #4337	65.00
994246	0007	A		Silent Auction-P Helman #1314	100.00

RECEIPT TOTAL: 427.00

994247	0001	A		Student Breakfast	12.75
994247	0002	A		Adult Breakfast	2.50
994247	0003	A		Student Breakfast	4.50
994247	0004	A		Student Lunch Receipts	328.40
994247	0005	A		Student Milk Receipts	0.00
994247	0006	A		Student Alacarte	104.25
994247	0007	A		Adult Alacarte	33.50
994247	0008	A		Received On Account	( 123.85)

RECEIPT TOTAL: 362.05

TOTAL FOR DATE: 03/26/2018 3,135.37

Receipt Date: 03/27/2018

994248	0001	A		AGRICULTURE/RESIDENTIAL	50,084.52
994248	0002	A		COMMERCIAL/INDUSTRIAL	17,277.87
994248	0003	A		DELINQUENT REAL PROPERTY	15,624.87
994248	0004	A		PERSONAL PROPERTY	10,966.28
994248	0005	A		BOND FUND RE TAX	21,365.74
994248	0006	A		BOND FUND	2,960.24
994248	0007	A		PERSONAL PROPERTY BOND	719.52
994248	0008	A		PERSONAL PROPERTY BOND 9020	99.69
994248	0009	A		MAINTENANCE FUND	4,325.17
994248	0010	A		MAINTENANCE FUND DELINQUENCY	292.10
994248	0011	A		PERSONAL PROPERTY	216.72
994248	0012	B	EX	AUDITOR & TREASURER'S FEES	( 5,188.53)
994248	0013	B	EX	DTAC	( 815.33)
994248	0014	B	EX	ELECTION COSTS	( 446.91)
994248	0015	B	EX	AUDITOR & TREASURER'S FEES	( 434.68)
994248	0016	B	EX	DTAC	( 65.84)
994248	0017	B	EX	AUDITOR & TREASURER'S FEES	( 60.23)
994248	0018	B	EX	DTAC	( 9.13)
994248	0019	B	EX	AUDITOR & TREASURER'S FEES	( 94.78)
994248	0020	B	EX	DTAC	( 14.61)

List of Receipt Items by Date  
MONTHLY REVENUE POSTINGS

Receipt Number	Item Number	Stat	Stat2	Description	Amount
----------------	-------------	------	-------	-------------	--------

Receipt Date: 03/27/2018

RECEIPT TOTAL: 116,802.68

994250	0001	A		Student Breakfast	15.20
994250	0002	A		Adult Breakfast	11.25
994250	0003	A		Student Breakfast	4.50
994250	0004	A		Student Lunch Receipts	312.20
994250	0005	A		Student Milk Receipts	0.00
994250	0006	A		Student Alacarte	102.75
994250	0007	A		Adult Alacarte	45.50
994250	0008	A		Received On Account	( 13.20)

RECEIPT TOTAL: 478.20

994251	0001	A		Manufactured Home	192.96
994251	0002	A		Manufactured Homes	77.01
994251	0003	A		Manufactured Homes-bond	18.69
994251	0004	A		Manufactured Homes-BOND 9020	2.59
994251	0005	A		Manufactured Home-Maintenance	5.07
994251	0006	B	EX	Manufactured Homes auditing fe	( 25.61)
994251	0007	B	EX	Manufactured Homes-Bond fees	( 1.77)
994251	0008	B	EX	Manufactured Homes-Bond 9020	( 0.25)
994251	0009	B	EX	Manufactured Homes-Maintenance	( 0.47)

RECEIPT TOTAL: 268.22

TOTAL FOR DATE: 03/27/2018 117,549.10

Receipt Date: 03/28/2018

994252	0001	A		Student Breakfast	9.45
994252	0002	A		Adult Breakfast	2.25
994252	0003	A		Student Breakfast	7.00
994252	0004	A		Student Lunch Receipts	332.50
994252	0005	A		Student Milk Receipts	0.00
994252	0006	A		Student Alacarte	146.95
994252	0007	A		Adult Alacarte	49.50
994252	0008	A		Received On Account	( 232.75)

RECEIPT TOTAL: 314.90

994253	0001	A		student fees	70.00
--------	------	---	--	--------------	-------

RECEIPT TOTAL: 70.00

List of Receipt Items by Date  
MONTHLY REVENUE POSTINGS

Receipt Number	Item Number	Stat	Stat2	Description	Amount
----------------	-------------	------	-------	-------------	--------

Receipt Date: 03/28/2018

TOTAL FOR DATE: 03/28/2018 384.90

Receipt Date: 03/29/2018

994254	0001	A		2 buildings connectivity grant	1,800.00
--------	------	---	--	--------------------------------	----------

RECEIPT TOTAL: 1,800.00

TOTAL FOR DATE: 03/29/2018 1,800.00

Receipt Date: 03/30/2018

994255	0001	A		Opportunity Grant	78,787.07
994255	0002	A		Targeted Assistance	23,788.55
994255	0003	A		K-3 Literacy	1,740.23
994255	0004	A		Economic Disadvantaged Funding	1,166.59
994255	0005	A		Limited Eng Proficiency Fundin (	5.59)
994255	0006	A		Gifted Education Funding	1,567.04
994255	0007	A		Transportation	3,856.89
994255	0008	A		Special Education Addl Funding	12,432.53
994255	0009	A		Capacity Aid	46,194.48
994255	0010	A		Graduation Bonus	0.00
994255	0011	A		Third Grade Reading Bonus	0.00
994255	0012	A		Career Tech Education Funding	47.50
994255	0013	A		Preschool Special Education	189.29
994255	0014	A		Special Education Transportat (	213.42)
994255	0015	A		Open Enrollment Adjustment	13,955.15
994255	0016	B	EX	Educational Service Center (	527.45)
994255	0017	B	EX	Open Enrollment Adjustment (	23,788.41)
994255	0018	B	EX	Community School Adjustment (	1,099.44)
994255	0019	B	EX	Scholarship Transfer (	1,349.87)
994255	0020	B	EX	Other Adjustment -negative (	3,706.73)
994255	0021	B	EX	SF14 Regular Tuition (	186.89)
994255	0022	B	EX	SF14 Special Education Tuition (	227.72)
994255	0023	B	EX	College Credit Plus (	2,463.86)
994255	0024	B	EX	School Employees Retirement Sy (	6,034.00)
994255	0025	B	EX	State Teachers Retirement Sys (	13,530.00)
994255	0026	B	EX	Excess Cost (	2,750.37)

RECEIPT TOTAL: 127,841.57

996055	0001	B	EX	LEVPRO Adj. 10/01/17-03/30/18	407.76
996055	0002	B	EX	LEVPRO Adj. 10/01/17-03/30/18	3,140.05
996055	0003	B	EX	LEVPRO Adj. 10/01/17-03/30/18	2,158.59
996055	0004	B	EX	LEVPRO Adj. 10/01/17-03/30/18	1,709.55



List of Receipt Items by Date  
MONTHLY REVENUE POSTINGS

Receipt Number	Item Number	Stat	Stat2	Description	Amount
Receipt Date: 03/30/2018					
996055	0005	B	EX	LEVPRO Adj. 10/01/17-03/30/18	3,874.92
996055	0006	B	EX	LEVPRO Adj. 10/01/17-03/30/18	1,065.05
996055	0007	B	EX	LEVPRO Adj. 10/01/17-03/30/18	694.32
996055	0008	B	EX	LEVPRO Adj. 10/01/17-03/30/18	2,614.11
996055	0009	B	EX	LEVPRO Adj. 10/01/17-03/30/18	465.30
996055	0010	B	EX	LEVPRO Adj. 10/01/17-03/30/18	1,838.19
996055	0011	B	EX	LEVPRO Adj. 10/01/17-03/30/18	2,746.34
996055	0012	B	EX	LEVPRO Adj. 10/01/17-03/30/18 (	101.94)
996055	0013	B	EX	LEVPRO Adj. 10/01/17-03/30/18 (	925.73)
996055	0014	B	EX	LEVPRO Adj. 10/01/17-03/30/18 (	925.11)
996055	0015	B	EX	LEVPRO Adj. 10/01/17-03/30/18 (	683.82)
996055	0016	B	EX	LEVPRO Adj. 10/01/17-03/30/18 (	1,848.89)
996055	0017	B	EX	LEVPRO Adj. 10/01/17-03/30/18 (	213.01)
996055	0018	B	EX	LEVPRO Adj. 10/01/17-03/30/18 (	173.58)
996055	0019	B	EX	LEVPRO Adj. 10/01/17-03/30/18 (	133.24)
996055	0020	B	EX	LEVPRO Adj. 10/01/17-03/30/18 (	1,151.87)
996055	0021	B	EX	LEVPRO Adj. 10/01/17-03/30/18 (	442.60)
996055	0022	B	EX	LEVPRO Adj. 10/01/17-03/30/18 (	213.01)
996055	0023	B	EX	LEVPRO Adj. 10/01/17-03/30/18 (	248.41)
996055	0024	B	EX	LEVPRO Adj. 10/01/17-03/30/18 (	553.58)
996055	0025	B	EX	LEVPRO Adj. 10/01/17-03/30/18 (	308.37)
996055	0026	B	EX	LEVPRO Adj. 10/01/17-03/30/18 (	80.64)
996055	0027	B	EX	LEVPRO Adj. 10/01/17-03/30/18 (	496.82)
996055	0028	B	EX	LEVPRO Adj. 10/01/17-03/30/18 (	266.48)
996055	0029	B	EX	LEVPRO Adj. 10/01/17-03/30/18 (	305.82)
996055	0030	B	EX	LEVPRO Adj. 10/01/17-03/30/18 (	1,660.74)
996055	0031	B	EX	LEVPRO Adj. 10/01/17-03/30/18 (	925.11)
996055	0032	B	EX	LEVPRO Adj. 10/01/17-03/30/18 (	1,025.73)
996055	0033	B	EX	LEVPRO Adj. 10/01/17-03/30/18 (	1,502.79)
996055	0034	B	EX	LEVPRO Adj. 10/01/17-03/30/18 (	639.03)
996055	0035	B	EX	LEVPRO Adj. 10/01/17-03/30/18 (	520.74)
996055	0036	B	EX	LEVPRO Adj. 10/01/17-03/30/18 (	1,868.88)
996055	0037	B	EX	LEVPRO Adj. 10/01/17-03/30/18 (	465.30)
996055	0038	B	EX	LEVPRO Adj. 10/01/17-03/30/18 (	1,438.47)
996055	0039	B	EX	LEVPRO Adj. 10/01/17-03/30/18 (	1,594.47)
996055	0040	B	EX	LEVPRO Adj. 10/01/17-03/30/18	2,085.96
996055	0041	B	EX	LEVPRO Adj. 10/01/17-03/30/18	1,561.09
996055	0042	B	EX	LEVPRO Adj. 10/01/17-03/30/18	2,451.11
996055	0043	B	EX	LEVPRO Adj. 10/01/17-03/30/18	1,468.17
996055	0044	B	EX	LEVPRO Adj. 10/01/17-03/30/18	2,831.98
996055	0045	B	EX	LEVPRO Adj. 10/01/17-03/30/18	8,476.31
996055	0046	B	EX	LEVPRO Adj. 10/01/17-03/30/18	1,027.57
996055	0047	B	EX	LEVPRO Adj. 10/01/17-03/30/18	2,479.68
996055	0048	B	EX	LEVPRO Adj. 10/01/17-03/30/18	1,454.76
996055	0049	B	EX	LEVPRO Adj. 10/01/17-03/30/18	465.30
996055	0050	B	EX	LEVPRO Adj. 10/01/17-03/30/18 (	198.99)
996055	0051	B	EX	LEVPRO Adj. 10/01/17-03/30/18 (	241.03)

List of Receipt Items by Date  
MONTHLY REVENUE POSTINGS

Receipt Number	Item Number	Stat	Stat2	Description	Amount
Receipt Date: 03/30/2018					
996055	0052	B	EX	LEVPRO Adj. 10/01/17-03/30/18	( 220.02)
996055	0053	B	EX	LEVPRO Adj. 10/01/17-03/30/18	( 718.14)
996055	0054	B	EX	LEVPRO Adj. 10/01/17-03/30/18	( 6,443.06)
996055	0055	B	EX	LEVPRO Adj. 10/01/17-03/30/18	( 1,653.12)
996055	0056	B	EX	LEVPRO Adj. 10/01/17-03/30/18	( 198.99)
996055	0057	B	EX	LEVPRO Adj. 10/01/17-03/30/18	( 220.01)
996055	0058	B	EX	LEVPRO Adj. 10/01/17-03/30/18	( 239.38)
996055	0059	B	EX	LEVPRO Adj. 10/01/17-03/30/18	( 718.14)
996055	0060	B	EX	LEVPRO Adj. 10/01/17-03/30/18	( 660.03)
996055	0061	B	EX	LEVPRO Adj. 10/01/17-03/30/18	( 198.99)
996055	0062	B	EX	LEVPRO Adj. 10/01/17-03/30/18	( 146.80)
996055	0063	B	EX	LEVPRO Adj. 10/01/17-03/30/18	( 363.69)
996055	0064	B	EX	LEVPRO Adj. 10/01/17-03/30/18	( 1,687.98)
996055	0065	B	EX	LEVPRO Adj. 10/01/17-03/30/18	( 1,320.06)
996055	0066	B	EX	LEVPRO Adj. 10/01/17-03/30/18	( 1,351.05)
996055	0067	B	EX	LEVPRO Adj. 10/01/17-03/30/18	( 1,269.18)
996055	0068	B	EX	LEVPRO Adj. 10/01/17-03/30/18	( 1,874.46)
996055	0069	B	EX	LEVPRO Adj. 10/01/17-03/30/18	( 1,315.11)
996055	0070	B	EX	LEVPRO Adj. 10/01/17-03/30/18	( 880.77)
996055	0071	B	EX	LEVPRO Adj. 10/01/17-03/30/18	( 826.56)
996055	0072	B	EX	LEVPRO Adj. 10/01/17-03/30/18	( 1,091.07)
996055	0073	B	EX	LEVPRO Adj. 10/01/17-03/30/18	( 465.30)
996055	0074	B	EX	LEVPRO Adj. 10/01/17-03/30/18	1,294.64
996055	0075	B	EX	LEVPRO Adj. 10/01/17-03/30/18	( 604.37)
996055	0076	B	EX	LEVPRO Adj. 10/01/17-03/30/18	( 690.27)
996055	0077	B	EX	LEVPRO Adj. 10/01/17-03/30/18	132.15
996055	0078	B	EX	LEVPRO Adj. 10/01/17-03/30/18	( 132.15)
996055	0079	B	EX	LEVPRO Adj. 10/01/17-03/30/18	4,994.28
996055	0080	B	EX	LEVPRO Adj. 10/01/17-03/30/18	( 1,493.81)
996055	0081	B	EX	LEVPRO Adj. 10/01/17-03/30/18	( 1,025.73)
996055	0082	B	EX	LEVPRO Adj. 10/01/17-03/30/18	( 213.01)
996055	0083	B	EX	LEVPRO Adj. 10/01/17-03/30/18	( 2,261.73)
996055	0084	B	EX	LEVPRO Adj. 10/01/17-03/30/18	694.93
996055	0085	B	EX	LEVPRO Adj. 10/01/17-03/30/18	( 260.98)
996055	0086	B	EX	LEVPRO Adj. 10/01/17-03/30/18	( 433.95)
996055	0087	B	EX	LEVPRO Adj. 10/01/17-03/30/18	6,837.41
996055	0088	B	EX	LEVPRO Adj. 10/01/17-03/30/18	( 1,830.73)
996055	0089	B	EX	LEVPRO Adj. 10/01/17-03/30/18	( 1,717.03)
996055	0090	B	EX	LEVPRO Adj. 10/01/17-03/30/18	( 3,289.65)
996055	0091	B	EX	LEVPRO Adj. 10/01/17-03/30/18	2,226.06
996055	0092	B	EX	LEVPRO Adj. 10/01/17-03/30/18	( 85.62)
996055	0093	B	EX	LEVPRO Adj. 10/01/17-03/30/18	( 1,113.03)
996055	0094	B	EX	LEVPRO Adj. 10/01/17-03/30/18	( 1,027.41)
996055	0095	B	EX	LEVPRO Adj. 10/01/17-03/30/18	602.43
996055	0096	B	EX	LEVPRO Adj. 10/01/17-03/30/18	( 602.43)
996055	0097	B	EX	LEVPRO Adj. 10/01/17-03/30/18	797.16
996055	0098	B	EX	LEVPRO Adj. 10/01/17-03/30/18	( 334.20)

List of Receipt Items by Date  
MONTHLY REVENUE POSTINGS

Receipt Number	Item Number	Stat	Stat2	Description	Amount
Receipt Date: 03/30/2018					
996055	0099	B	EX	LEVPRO Adj. 10/01/17-03/30/18	( 462.96)
996055	0100	B	EX	LEVPRO Adj. 10/01/17-03/30/18	1,334.73
996055	0101	B	EX	LEVPRO Adj. 10/01/17-03/30/18	( 1,334.73)
996055	0102	B	EX	LEVPRO Adj. 10/01/17-03/30/18	566.22
996055	0103	B	EX	LEVPRO Adj. 10/01/17-03/30/18	( 43.56)
996055	0104	B	EX	LEVPRO Adj. 10/01/17-03/30/18	( 522.66)
996055	0105	B	EX	LEVPRO Adj. 10/01/17-03/30/18	1,022.73
996055	0106	B	EX	LEVPRO Adj. 10/01/17-03/30/18	1,227.78
996055	0107	B	EX	LEVPRO Adj. 10/01/17-03/30/18	( 94.44)
996055	0108	B	EX	LEVPRO Adj. 10/01/17-03/30/18	( 1,022.73)
996055	0109	B	EX	LEVPRO Adj. 10/01/17-03/30/18	( 1,133.34)
996055	0110	B	EX	LEVPRO Adj. 10/01/17-03/30/18	864.00
996055	0111	B	EX	LEVPRO Adj. 10/01/17-03/30/18	1,296.00
996055	0112	B	EX	LEVPRO Adj. 10/01/17-03/30/18	( 192.00)
996055	0113	B	EX	LEVPRO Adj. 10/01/17-03/30/18	( 777.60)
996055	0114	B	EX	LEVPRO Adj. 10/01/17-03/30/18	( 96.00)
996055	0115	B	EX	LEVPRO Adj. 10/01/17-03/30/18	( 576.00)
996055	0116	B	EX	LEVPRO Adj. 10/01/17-03/30/18	( 518.40)
996055	0117	B	EX	LEVPRO Adj. 10/01/17-03/30/18	1,960.22
996055	0118	B	EX	LEVPRO Adj. 10/01/17-03/30/18	( 255.68)
996055	0119	B	EX	LEVPRO Adj. 10/01/17-03/30/18	( 340.91)
996055	0120	B	EX	LEVPRO Adj. 10/01/17-03/30/18	( 340.90)
996055	0121	B	EX	LEVPRO Adj. 10/01/17-03/30/18	( 1,022.73)
996055	0122	B	EX	LEVPRO Adj. 10/01/17-03/30/18	2,093.41
996055	0123	B	EX	LEVPRO Adj. 10/01/17-03/30/18	( 317.72)
996055	0124	B	EX	LEVPRO Adj. 10/01/17-03/30/18	( 163.46)
996055	0125	B	EX	LEVPRO Adj. 10/01/17-03/30/18	( 1,612.23)
996055	0126	B	EX	LEVPRO Adj. 10/01/17-03/30/18	4,618.22
996055	0127	B	EX	LEVPRO Adj. 10/01/17-03/30/18	( 2,261.68)
996055	0128	B	EX	LEVPRO Adj. 10/01/17-03/30/18	( 327.04)
996055	0129	B	EX	LEVPRO Adj. 10/01/17-03/30/18	( 2,029.50)
996055	0130	B	EX	LEVPRO Adj. 10/01/17-03/30/18	236.21
996055	0131	B	EX	LEVPRO Adj. 10/01/17-03/30/18	( 52.49)
996055	0132	B	EX	LEVPRO Adj. 10/01/17-03/30/18	( 26.25)
996055	0133	B	EX	LEVPRO Adj. 10/01/17-03/30/18	( 157.47)
996055	0134	B	EX	LEVPRO Adj. 10/01/17-03/30/18	704.25
996055	0135	B	EX	LEVPRO Adj. 10/01/17-03/30/18	( 704.25)
996055	0136	B	EX	LEVPRO Adj. 10/01/17-03/30/18	708.66
996055	0137	B	EX	LEVPRO Adj. 10/01/17-03/30/18	( 157.48)
996055	0138	B	EX	LEVPRO Adj. 10/01/17-03/30/18	( 78.74)
996055	0139	B	EX	LEVPRO Adj. 10/01/17-03/30/18	( 472.44)
996055	0140	B	EX	LEVPRO Adj. 10/01/17-03/30/18	2,664.09
996055	0141	B	EX	LEVPRO Adj. 10/01/17-03/30/18	( 791.15)
996055	0142	B	EX	LEVPRO Adj. 10/01/17-03/30/18	( 245.00)
996055	0143	B	EX	LEVPRO Adj. 10/01/17-03/30/18	( 176.72)
996055	0144	B	EX	LEVPRO Adj. 10/01/17-03/30/18	( 1,451.22)
996055	0145	B	EX	LEVPRO Adj. 10/01/17-03/30/18	4,024.11

List of Receipt Items by Date  
MONTHLY REVENUE POSTINGS

Receipt Number	Item Number	Stat	Stat2	Description	Amount
----------------	-------------	------	-------	-------------	--------

Receipt Date: 03/30/2018

996055	0146	B	EX	LEVPRO Adj. 10/01/17-03/30/18	( 1,091.85)
996055	0147	B	EX	LEVPRO Adj. 10/01/17-03/30/18	( 341.91)
996055	0148	B	EX	LEVPRO Adj. 10/01/17-03/30/18	( 2,590.35)

RECEIPT TOTAL: 0.00

TOTAL FOR DATE: 03/30/2018 127,841.57

Receipt Date: 03/31/2018

994257	0001	A		03/02/2018	85.00
994257	0002	A		03/05/2018	140.00
994257	0003	A		03/06/2018	155.00
994257	0004	A		03/09/2018	155.00
994257	0005	A		03/09/2018	64.00
994257	0006	A		03/12/2018	155.00
994257	0007	A		03/13/2018	264.80
994257	0008	A		03/13/2018	35.00
994257	0009	A		03/15/2018	83.45
994257	0010	A		03/16/2018	160.00
994257	0011	A		03/19/2018	57.60
994257	0012	A		03/20/2018	292.00
994257	0013	A		03/21/2018	95.00
994257	0014	A		03/22/2018	33.35
994257	0015	A		03/23/2018	178.20
994257	0016	A		03/26/2018	70.00
994257	0017	A		03/27/2018	277.90
994257	0018	A		03/29/2018	80.00
994257	0019	A		03/29/2018	60.00
994257	0020	A		03/30/2018	230.00

RECEIPT TOTAL: 2,671.30

994258	0001	A		GF INTEREST MARCH 2018	8,651.57
994258	0002	A		CAFE INTEREST MARCH 2018	75.72
994258	0003	A		WADE INTEREST MARCH 2018	14.89
994258	0004	A		BEARD INTEREST MARCH 2018	65.62
994258	0005	A		MARCH 18 ATHLETIC INT	0.03
994258	0006	B	EX	MAINSOURCE MARCH BANK FEE	( 15.00)

RECEIPT TOTAL: 8,792.83

TOTAL FOR DATE: 03/31/2018 11,464.13

TOTAL AMOUNT: 858,472.08

Status Codes

A	= Receipt	B	= Refund, with check
B/NC	= Refund, No check	B/EX	= Reduction of expenditure
C	= Appropriation modification	C/WA	= Budget modification
D	= Expense supplies distribution	D/EC	= Error correction
F	= Fund-to-fund transfer	V	= Void refund

DATE: 04/03/2018  
TIME: 10:45:02

BRADFORD EX VILL SD  
SUMMARY CHECK REGISTER - ALL CHECKS

PAGE 1  
(CHECKS)

CHECK	DATE	NUMBER	VENDOR - NAME	AMOUNT	O-STS-C	REC/VD
20657	03/02/18	857	STATE TEACHERS	1,965.18	W R	03/31/18
20658	03/08/18	5332	ALBRIGHT, DOUG	259.24	W W	
20659	03/08/18	5242	AMERICAN FIDELITY ADMIN. SVC	44.75	W R	03/31/18
20660	03/08/18	797	ANDERSON'S	279.49	W R	03/31/18
20661	03/08/18	5150	BRICKER & ECKLER LLP	785.50	W R	03/31/18
20662	03/08/18	956	BROWN SUPPLY COMPANY	239.75	W R	03/31/18
20663	03/08/18	2071	BUD'S ELECTRIC INC.	21,230.00	W R	03/31/18
20664	03/08/18	5362	CARDMEMBER SERVICE	3,669.37	W R	03/31/18
20665	03/08/18	6056	CHAMPAIGN CO. FFA	20.00	W R	03/31/18
20666	03/08/18	1412	CLARK'S PIZZA	120.00	W W	
20667	03/08/18	231	DARKE COUNTY EDUCATIONAL	19,013.56	W R	03/31/18
20668	03/08/18	3393	DAUGHERTY, BOB	19.80	W R	03/31/18
20669	03/08/18	233	DP&L	6,738.41	W R	03/31/18
20670	03/08/18	3915	DICKMAN SUPPLY INC	230.21	W R	03/31/18
20671	03/08/18	5243	ERWIN, DUSTINA	81.37	W W	
20672	03/08/18	6054	FORT RECOVERY SCHOOL DISTRIC	300.00	W R	03/31/18
20673	03/08/18	320	HOCKER'S SERVICE	919.60	W R	03/31/18
20674	03/08/18	677	JOSTEN'S	585.97	W R	03/31/18
20675	03/08/18	3714	LOWE'S	49.18	W R	03/31/18
20676	03/08/18	6055	MARYSVILLE FFA ALUMNI	20.00	W R	03/31/18
20677	03/08/18	6026	MATTHEW TRIPLETT	117.87	W R	03/31/18
20678	03/08/18	6024	Moniqua Skinner	25.00	W W	
20679	03/08/18	5300	NATIONAL FFA ORGANIZATION	690.25	W R	03/31/18
20680	03/08/18	3615	NORTHWESTERN OHIO SECURITY	105.00	W R	03/31/18
20681	03/08/18	471	PATTY'S IGA INC.	48.24	W R	03/31/18
20682	03/08/18	1261	PROM NITE	424.78	W R	03/31/18
20683	03/08/18	4646	SINK, JAMIE	49.96	W R	03/31/18
20684	03/08/18	3875	SOLID BLEND TECHNOLOGIES	478.05	W R	03/31/18
20685	03/08/18	5127	SPIRIT MEDICAL TRANSPORT	3,800.00	W R	03/31/18
20686	03/08/18	539	STANTON'S SHEET MUSIC	211.62	W R	03/31/18
20687	03/08/18	3412	OHIO DEPARTMENT OF COMMERCE	131.50	W R	03/31/18
20688	03/08/18	4599	WOODHULL/FELTZ C/O US BANK	2,150.00	W R	03/31/18
20689	03/08/18	3622	VARTEK SERVICES, INC	6,550.00	W R	03/31/18
20690	03/08/18	593	VILLAGE OF BRADFORD	1,218.00	W R	03/31/18
20691	03/08/18	1779	WAL-MART	276.58	W R	03/31/18
20692	03/12/18	6064	SPARTAN INSTALLATION INC	400.00	W W	
20693	03/16/18	857	STATE TEACHERS	1,965.18	W R	03/31/18
20694	03/16/18	5176	HERSHEY CREAMERY CO.	144.36	W R	03/31/18
20695	03/16/18	1743	P&R COMMUNICATIONS SERVICE I	720.00	W R	03/31/18
20696	03/16/18	5251	PERFECTION BAKERIES, INC.	350.33	W R	03/31/18
20697	03/16/18	4272	REITER DAIRY OF SPRINGFIELD	971.67	W R	03/31/18
20698	03/16/18	1265	RUMPKE INC.	599.98	W R	03/31/18
20699	03/16/18	3643	VECTREN ENERGY DELIVERY	753.69	W R	03/31/18
20700	03/21/18	5198	ANGLIN, MIKAELA	352.50	W R	03/31/18
20701	03/21/18	669	BRADFORD HIGH SCHOOL	4,800.00	W R	03/31/18
20702	03/21/18	3329	BREWER, SALLY	44.55	W R	03/31/18
20703	03/21/18	4273	BRODART ORDER CENTER	201.76	W R	03/31/18
20704	03/21/18	800400	CAFETERIA AT BRADFORD	64.92	W R	03/31/18
20705	03/21/18	293	CLUB 7 SPORTS INC	1,058.00	W R	03/31/18
20706	03/21/18	4406	COUNCIL ON RURAL SERVICE PRG	2,730.00	W R	03/31/18
20707	03/21/18	231	DARKE COUNTY EDUCATIONAL	1,068.10	W R	03/31/18
20708	03/21/18	1334	BARGER, DEBBIE	252.45	W R	03/31/18
20709	03/21/18	5232	DIRECT ENERGY BUSINESS	1,635.64	W R	03/31/18
20710	03/21/18	3348	GEHRET, KAREN	54.95	W R	03/31/18
20711	03/21/18	2664	HAUER'S MUSIC HOUSE, INC.	54.90	W R	03/31/18
20712	03/21/18	6015	JOSEPH HURST	286.73	W W	

DATE: 04/03/2018  
TIME: 10:45:02

BRADFORD EX VILL SD  
SUMMARY CHECK REGISTER - ALL CHECKS

PAGE 2  
(CHECKS)

CHECK	DATE	NUMBER	VENDOR - NAME	AMOUNT	O-STS-C	REC/VD
20713	03/21/18	3973	M & T EXCAVATING	765.00	W W	
20714	03/21/18	6026	MATTHEW TRIPLETT	49.00	W R	03/31/18
20715	03/21/18	5240	MCGIFFIN, JOHN	150.48	W R	03/31/18
20716	03/21/18	1963	MIAMI COUNTY EDUCATIONAL	11,818.77	W R	03/31/18
20717	03/21/18	1098	MONTGOMERY COUNTY EDUCATIONA	6,768.40	W R	03/31/18
20718	03/21/18	6061	PAR CODE SYMBOLOGY INC	302.00	W R	03/31/18
20719	03/21/18	471	PATTY'S IGA INC.	2.99	W R	03/31/18
20720	03/21/18	6059	R T ATHCO	460.00	W W	
20721	03/21/18	54	RAY, WENDY	116.21	W W	
20722	03/21/18	3280	SHELL OIL COMPANY INC.	1,276.77	W R	03/31/18
20723	03/21/18	838	SMITTY'S BICYCLE AND	32.50	W R	03/31/18
20724	03/21/18	4520	SNEED, LAURA	109.00	W R	03/31/18
20725	03/21/18	883	SOUTHWESTERN OH. EPC	44,350.79	W R	03/31/18
20726	03/21/18	3675	TIME WARNER CABLE	718.73	W R	03/31/18
20727	03/30/18	857	STATE TEACHERS	1,965.18	W W	
20728	03/30/18	883	SOUTHWESTERN OH. EPC	255.00	W W	
20729	03/30/18	4967	AMERICAN FIDELITY ASSURANCE	1,175.28	W W	
20730	03/30/18	3970	AMERICAN FIDELITY ASSURANCE	2,401.71	W W	
20731	03/30/18	883	SOUTHWESTERN OH. EPC	33.33	W W	
211078	03/01/18	900744	FIFTH THIRD OF	28,458.54	C C	
211079	03/02/18	900744	FIFTH THIRD OF	125,096.01	C C	
211080	03/01/18	900744	FIFTH THIRD OF	412.66	M M	
211081	03/02/18	900744	FIFTH THIRD OF	1,714.83	M M	
211082	03/01/18	900847	STATE TEACHERS RETIREMENT	.00	M M	
211083	03/02/18	900847	STATE TEACHERS RETIREMENT	.00	M M	
211084	03/02/18	900885	School Employees Retirement	359.62	M M	
211085	03/01/18	900885	School Employees Retirement	.00	M M	
211086	03/02/18	900885	School Employees Retirement	.00	M M	
211087	03/02/18	900006	GFS MEMO VENDOR	1,781.05	M M	
211088	03/12/18	900006	GFS MEMO VENDOR	1,632.81	M M	
211089	03/16/18	900744	FIFTH THIRD OF	127,830.92	C C	
211090	03/16/18	900744	FIFTH THIRD OF	1,753.61	M M	
211091	03/16/18	900885	School Employees Retirement	359.62	M M	
211092	03/16/18	900885	School Employees Retirement	.00	M M	
211093	03/16/18	900847	STATE TEACHERS RETIREMENT	.00	M M	
211094	03/16/18	900006	GFS MEMO VENDOR	1,652.44	M M	
211095	03/23/18	900006	GFS MEMO VENDOR	1,746.50	M M	
211096	03/30/18	900744	FIFTH THIRD OF	124,174.02	C C	
211097	03/30/18	900744	FIFTH THIRD OF	1,800.50	M M	
211098	03/30/18	900847	STATE TEACHERS RETIREMENT	.00	M M	
211099	03/30/18	900885	School Employees Retirement	359.62	M M	
211100	03/30/18	900885	School Employees Retirement	.00	M M	
211101	03/31/18	900000	Journal Entry	.00	M M	
211102	03/12/18	900009	BRADFORD Advances	4,000.00	T T	

DATE: 04/03/2018  
TIME: 10:45:02

BRADFORD EX VILL SD  
SUMMARY CHECK REGISTER - ALL CHECKS

PAGE 3  
(CHECKS)

CHECK	DATE	NUMBER - VENDOR - NAME	AMOUNT	O-STS-C REC/VD
VOID V		0	.00	
RECONCILED R		61	155,765.03	
OUTSTANDING W,C,I,T,B		19	417,903.54	
MEMO M		20	13,573.26	
REFUND B		0	.00	
WARRANT W		75	164,109.08	
PAYROLL C		4	405,559.49	
TRANSFERS T		1	4,000.00	
DIST/CORR D		0	.00	
INVESTMENT I		0	.00	
*** TOTAL CHECKS WRITTEN ***		100	587,241.83	



FINANCIAL REPORT BY FUND (With fund totals)

BRADFORD EX VILL SD

MDECA CREATED (FINJOU)

\*\*\* NOTE! ONLY ACTIVE ACCOUNTS HAVE BEEN SELECTED, TOTALS MAY EXCLUDE AMOUNTS THAT ARE RELATED TO INACTIVE ACCOUNTS. \*\*\*

	BEGINNING BALANCE	MTD RECEIPTS	FYTD RECEIPTS	MTD EXPENDITURES	FYTD EXPENDITURES	AVAILABLE BALANCE	TOTAL ENCUMBERED	TOTAL UNENCUMBERED BALANCE
*****								
** FUND 001 **								
*****								
0000 GENERAL FUND	\$5,082,439.41	859,836.46	5,435,042.58	630,864.92	4,807,421.32	\$5,710,060.67	\$693,330.92	\$5,016,729.75
9000 GENERAL	\$ .00	.00	.00	.00	67.98	\$67.98	\$ .00	\$67.98
9002 SED BUS PURCHASE SET-ASIDES DARKE CO	\$31,156.92	.00	.00	.00	.00	\$31,156.92	\$ .00	\$31,156.92
9003 MH BUS PURCHASE SET-ASIDES - DARKE CO	\$66,502.99	.00	.00	.00	.00	\$66,502.99	\$ .00	\$66,502.99
9045 GENERAL	\$ .00	27,189.57	33,094.47	.00	.00	\$33,094.47	\$ .00	\$33,094.47
9121 TEXTBOOK AND INSTRUCTIONAL MATERIALS SET-ASID	\$112,908.50	.00	.00	398.38	2,619.91	\$110,289.19	\$1,567.26	\$108,721.93
9122 CAPITAL MAINTENANCE SET-ASIDES	\$266,013.32	.00	.00	147.19	4,046.17	\$270,059.49	\$4,435.52	\$274,495.01
9194 GENERAL FUND - STATE BUS PURCHASE ALLOWANCE	\$4,229.48	.00	.00	.00	.00	\$4,229.48	\$ .00	\$4,229.48
9195 GENERAL FUND - PARITY	\$116,690.81	.00	.00	.00	.00	\$116,690.81	\$ .00	\$116,690.81
9222 GENERAL	\$ .00	12.00	97.86	.00	.00	\$97.86	\$ .00	\$97.86
9412 GENERAL STATE SETASIDE	\$113,345.65	.00	.00	.00	.00	\$113,345.65	\$ .00	\$113,345.65
9718 GENERAL	\$ .00	.00	.00	1,051.33	1,051.33	\$1,051.33	\$ .00	\$1,051.33
TOT 001:	\$5,261,280.44	887,038.03	5,468,234.91	632,401.82	4,815,206.11	\$5,914,289.24	\$699,333.70	\$5,214,955.54
=====								
*****								
** FUND 002 **								
*****								
0000 BOND RETIREMENT 4.12 MILLS BOND REG/BLDG 2020	\$159,780.27	46,252.39	89,020.06	978.47	104,217.38	\$144,582.95	\$ .00	\$144,582.95
9020 BOND RETIREMENT .58 MILLS BOND SITE 2020	\$27,077.85	6,408.34	11,664.59	71.77	14,805.84	\$23,936.80	\$ .00	\$23,936.80

FINANCIAL REPORT BY FUND (With fund totals)

BRADFORD EX VILL SD

MDECA CREATED (FINJOU) \*\*\* NOTE!! ONLY ACTIVE ACCOUNTS HAVE BEEN SELECTED, TOTALS MAY EXCLUDE AMOUNTS THAT ARE RELATED TO INACTIVE ACCOUNTS. \*\*\*

	BEGINNING BALANCE	MTD RECEIPTS	FYTD RECEIPTS	MTD EXPENDITURES	FYTD EXPENDITURES	AVAILABLE BALANCE	TOTAL ENCUMBERED	TOTAL UNENCUMB BALANCE
TOT 002:	\$186,858.12	52,660.73	100,684.65	1,050.24	119,023.02	\$168,519.75	\$ .00	\$168,519.75
=====								
*****								
** FUND 003 **								
*****								
0000 PERMANENT IMPROVEMENT FUND								
	\$489,183.90	.00	.00	.00	47,920.00	\$441,263.90	\$ .00	\$441,263.90
TOT 003:	\$489,183.90	.00	.00	.00	47,920.00	\$441,263.90	\$ .00	\$441,263.90
=====								
*****								
** FUND 006 **								
*****								
0000 LUNCHROOM/FOOD SERVICE								
	\$67,541.44	22,012.49	163,697.13	22,748.40	179,239.64	\$51,998.93	\$9,113.55	\$42,885.38
TOT 006:	\$67,541.44	22,012.49	163,697.13	22,748.40	179,239.64	\$51,998.93	\$9,113.55	\$42,885.38
=====								
*****								
** FUND 007 **								
*****								
9000 UNCLAIMED FUNDS								
	\$5,709.53	.00	.00	.00	.00	\$5,709.53	\$ .00	\$5,709.53
9900 BRADFORD FIRE & RESCUE SCHOLARSHIP								
	\$ .00	.00	.00	.00	500.00	\$500.00-	\$ .00	\$500.00-
9901 CREIGLOW SCHOLARSHIP FUND								
	\$1,000.00	.00	.00	.00	.00	\$1,000.00	\$500.00	\$500.00
9902 BLESSED DIRECTION INC. SCHOLARSHIP								
	\$5,000.00	.00	3,500.00	.00	3,000.00	\$5,500.00	\$4,500.00	\$1,000.00
9903 MAX WEAVER SCHOLARSHIP FUND								
	\$500.00	.00	.00	.00	.00	\$500.00	\$ .00	\$500.00

MDECA CREATED (FINJOU)

\*\*\* NOTE!! ONLY ACTIVE ACCOUNTS HAVE BEEN SELECTED, TOTALS MAY EXCLUDE AMOUNTS THAT ARE RELATED TO INACTIVE ACCOUNTS. \*\*\*

BEGINNING BALANCE	MTD RECEIPTS	FYTD RECEIPTS	MTD EXPENDITURES	FYTD EXPENDITURES	AVAILABLE BALANCE	TOTAL ENCUMBERED	TOTAL UNENCUMBERED BALANCE
9905 MISC SCHOLARSHIP DONATIONS	.00	.00	.00	2,500.00	\$3,250.00-	\$ .00	\$3,250.00-
9906 COVINGTON EAGLES SCHOLARSHIP FUND	.00	.00	.00	500.00	\$3,774.62	\$750.00	\$3,024.62
9907 PEPSI AND COCA-COLA SCHOLARSHIP FUNDS	.00	.00	.00	500.00	\$2,500.00	\$ .00	\$2,500.00
9908 RICHARD "DICK" HARMON SCHOLARSHIP FUND	.00	.00	.00	2,500.00	\$25,500.00	\$ .00	\$25,500.00
9909 VERNON LINDEMAN LINEMAN SCHOLARSHIP	.00	.00	.00	.00	\$1,000.00	\$ .00	\$1,000.00
9910 AAA SCHOLARSHIP FUND	.00	.00	.00	.00	\$ .00	\$ .00	\$ .00
9911 RAY PRUITT SCHOLARSHIP FUND	.00	.00	.00	.00	\$ .00	\$ .00	\$ .00
9912 HAROLD MARKER SCHOLARSHIP FUND	.00	.00	.00	2,000.00	\$2,000.00	\$2,000.00	\$ .00
9996 PRODUCTION PAINT FINISHERS GRANT/SPECIAL TRUS	.00	.00	.00	4,000.00	\$4,007.99-	\$500.00	\$4,507.99-
TOT 007:	\$50,726.16	4,500.00	.00	15,500.00	\$39,726.16	\$8,250.00	\$31,476.16

\*\*\*\*\*

\*\* FUND 008 \*\*

\*\*\*\*\*

0000 MADE KINDERGARTEN

14.89 138.16 .00 \$10,227.19 \$ .00 \$10,227.19

9202 BEARD ENDOWMENT

65.62 422.15 .00 \$45,060.86 \$2,000.00 \$43,060.86

TOT 008:

\$54,727.74 80.51 560.31 .00 \$55,288.05 \$2,000.00 \$53,288.05

\*\*\*\*\*

\*\* FUND 010 \*\*

\*\*\*\*\*

0000 CLASSROOM FACILITIES

\$ .00 .00 .00 \$ .00 \$ .00 \$ .00

FINANCIAL REPORT BY FUND (With fund totals)

BRADFORD EX VILL SD

NDECA CREATED (FINJOU) \*\*\* NOTE!! ONLY ACTIVE ACCOUNTS HAVE BEEN SELECTED, TOTALS MAY EXCLUDE AMOUNTS THAT ARE RELATED TO INACTIVE ACCOUNTS. \*\*\*

	BEGINNING BALANCE	MTD RECEIPTS	FYTD RECEIPTS	MTD EXPENDITURES	FYTD EXPENDITURES	AVAILABLE BALANCE	TOTAL ENCUMBERED	TOTAL UNENCUMBERED BALANCE
TOT 010:	\$ .00	.00	.00	.00	.00	\$ .00	\$ .00	\$ .00
=====								
*****								
** FUND 016 **								
*****								
9110 PRINCIPAL FUND - ELEMENTARY	\$15,867.61	12.00	15,438.50	112.13	15,234.95	\$16,071.15	\$2,128.71	\$13,942.45
9113 ELEMENTARY PRINCIPAL -BOX TOPS	\$12,809.76	.00	813.80	.00	954.78	\$12,668.78	\$45.47	\$12,623.31
9130 HIGH SCHOOL PRINCIPAL FUND	\$2,868.80	187.00	2,354.38	192.90	2,967.93	\$2,275.25	\$749.35	\$1,525.30
9131 HIGH SCHOOL PRINCIPAL (AFTER PROM) FUND	\$50.00	.00	200.00	.00	.00	\$250.00	\$ .00	\$250.00
9222 HIGH SCHOOL PRINCIPAL FUND LIBRARY	\$2,166.95	.00	21.05	.00	.00	\$2,188.00	\$ .00	\$2,188.00
TOT 016:	\$39,783.12	199.00	18,827.73	305.03	19,157.66	\$33,453.19	\$2,924.13	\$30,529.06
=====								
*****								
** FUND 019 **								
*****								
9001 SHOPA KIDS IN NEED FOUNDATION GRANT	\$ .35	.00	.00	.00	.00	\$ .35	\$ .00	\$ .35
9003 MIAMI COUNTY FOUNDATION-FEELING GOOD MILE HIG	\$1.84	.00	.00	.00	.00	\$1.84	\$ .00	\$1.84
9004 RADIO & TEL NEWS DIRECTORS FOUND MEDIA TECH	\$174.02	.00	.00	.00	.00	\$174.02	\$ .00	\$174.02
9005 ECO GARDEN GRANT MIAMI COUNTY PARK DISTRICT	\$500.00	.00	.00	.00	.00	\$500.00	\$ .00	\$500.00
9007 REED - VALEDICTORIAN/MEMORIAL	\$310.58	.00	.00	.00	1.00	\$309.58	\$ .00	\$309.58
9008 MIAMI COUNTY FOUNDATION ECO GARDEN GRANT	\$3.75	.00	.00	.00	.00	\$3.75	\$ .00	\$3.75
9009 ELEMENTARY ART - TROY FOUNDATION	\$12.91	.00	.00	.00	.00	\$12.91	\$ .00	\$12.91
9011 MIAMI COUNTY FOUNDATION ALL ABOARD PROGRAM	\$102.22	.00	.00	.00	.00	\$102.22	\$ .00	\$102.22

MECA CREATED (FINJOU)

\*\*\* NOTE!! ONLY ACTIVE ACCOUNTS HAVE BEEN SELECTED, TOTALS MAY EXCLUDE AMOUNTS THAT ARE RELATED TO INACTIVE ACCOUNTS. \*\*\*

	BEGINNING BALANCE	MTD RECEIPTS	FYTD RECEIPTS	MTD EXPENDITURES	FYTD EXPENDITURES	AVAILABLE BALANCE	TOTAL ENCUMBERED	TOTAL UNENCUMB BALANCE
9012 MAC GRANT	\$1,093.18	.00	.00	.00	.00	\$1,093.18	\$ .00	\$1,093.18
9015 MIAMI COUNTY FOUNDATION ELEMENTARY GRANT	\$20.25	.00	.00	.00	.00	\$20.25	\$ .00	\$20.25
9017 EAGLES-COVINGTON DONATION	\$8,026.64	.00	.00	.00	2,099.00	\$5,927.64	\$ .00	\$5,927.64
9018 MIAMI COUNTY FOUNDATION-ART DISCOVERY CAMP	\$512.62	.00	.00	.00	.00	\$512.62	\$ .00	\$512.62
9021 TROY FOUNDATION FIELD TRIP GRANT	\$ .00	.00	.00	.00	.00	\$ .00	\$ .00	\$ .00
9022 MISCELLANEOUS FIELD TRIP GRANTS	\$758.76	.00	.00	.00	.00	\$758.76	\$ .00	\$758.76
9023 VIVIAN RUSSELL KINDERGARTEN FUND	\$57.87	.00	.00	.00	.00	\$57.87	\$ .00	\$57.87
9024 ANNA BIER ART GRANT	\$645.20	.00	400.00	.00	369.40	\$675.80	\$ .00	\$675.80
9025 COMMUNITY BLOOD CENTER GRANT	\$ .00	.00	.00	.00	.00	\$ .00	\$ .00	\$ .00
9026 BELIEVE IN OHIO GRANT	\$67.65	.00	.00	.00	.00	\$67.65	\$ .00	\$67.65
9027 TRI-COUNTY BOARD OF REC AND MENTAL HEALTH GRA	\$ .00	.00	.00	.00	.00	\$ .00	\$ .00	\$ .00
9131 MIAMI COUNTY FOUNDATION SENI-ANNUAL GRANT	\$4,968.74	.00	.00	.00	3,180.20	\$1,788.54	\$ .00	\$1,788.54
9132 OTHER GRANT RENAISSANCE	\$ .00	.00	.00	.00	.00	\$ .00	\$ .00	\$ .00
9222 OTHER GRANT LIBRARY	\$10.00	.00	.00	.00	.00	\$10.00	\$ .00	\$10.00
9230 OTHER GRANT	\$ .00	150.00	150.00	.00	.00	\$150.00	\$ .00	\$150.00
9517 OTHER GRANT	\$ .00	.00	6,400.00	.00	.00	\$6,400.00	\$ .00	\$6,400.00
TOT 019:	\$17,266.58	150.00	6,950.00	.00	5,649.60	\$18,566.98	\$ .00	\$18,566.98

\*\*\*\*\*

\*\* FUND 022 \*\*

\*\*\*\*\*

0000 OHSAA TOURNAMENT ACCOUNTS

\$ .00 1,000.00 .00 46.18 \$953.82 \$ .00 \$953.82

FINANCIAL REPORT BY FUND (with fund totals)

BRADFORD EX VILL SD

MDECA CREATED (FINJOU)

\*\*\* NOTE!! ONLY ACTIVE ACCOUNTS HAVE BEEN SELECTED, TOTALS MAY EXCLUDE AMOUNTS THAT ARE RELATED TO INACTIVE ACCOUNTS. \*\*\*

	BEGINNING BALANCE	MTD RECEIPTS	FYTD RECEIPTS	MTD EXPENDITURES	FYTD EXPENDITURES	AVAILABLE BALANCE	TOTAL ENCUMBERED	TOTAL UNENCUMB BALANCE
TOT 022:	\$ .00	.00	1,000.00	.00	46.18	\$953.82	\$ .00	\$953.82
=====								
*****								
** FUND 034 **								
*****								
0000 CLASSROOM FAC. MAINT.		9,589.65	17,998.26	21,430.82	22,764.44	\$497,454.34	\$126,334.82	\$371,099.52
9045 MAINTENANCE FUND DELINQUENCIES	\$ .00	493.81	596.01	.00	.00	\$596.01	\$ .00	\$596.01
TOT 034:	\$502,200.52	10,083.46	18,594.27	21,430.82	22,764.44	\$498,030.35	\$126,334.82	\$371,695.53
=====								
*****								
** FUND 200 **								
*****								
9000 MULTIPLE DISABILITIES CLASS		116.75	1,063.70	145.18	963.01	\$2,331.41	\$24.92	\$2,306.49
9015 CLASS OF 2015	\$ .00	.00	.00	.00	.00	\$ .00	\$ .00	\$ .00
9016 CLASS OF 2016	\$775.02	.00	.00	.00	775.02	\$ .00	\$ .00	\$ .00
9017 CLASS OF 2017	\$1,286.07	.00	.00	.00	1,286.07	\$ .00	\$ .00	\$ .00
9018 CLASS OF 2018	\$1,054.76	.00	1,466.00	.00	1,798.39	\$722.37	\$ .00	\$722.37
9019 CLASS OF 2019	\$475.50	606.00	3,376.80	704.27	2,311.52	\$1,540.78	\$181.45	\$1,359.33
9020 CLASS OF 2020	\$117.25	1,234.00	2,719.90	.00	1,035.00	\$1,802.15	\$1,624.00	\$178.15
9021 STUDENT MANAGED ACT	\$ .00	.00	741.00	.00	680.00	\$61.00	\$1,500.00	\$1,439.00-
9119 POWER OF THE PEN	\$280.00	.00	.00	.00	.00	\$280.00	\$ .00	\$280.00
9128 SPANISH CLUB	\$28.73	.00	.00	.00	.00	\$28.73	\$ .00	\$28.73
9130 MUSE MACHINE	\$2,001.22	.00	.00	.00	.00	\$2,001.22	\$ .00	\$2,001.22

FINANCIAL REPORT BY FUND (with fund totals)

BRADFORD EX VILL SD

MDECA CREATED (FINJOU)

\*\*\* NOTE!! ONLY ACTIVE ACCOUNTS HAVE BEEN SELECTED, TOTALS MAY EXCLUDE AMOUNTS THAT ARE RELATED TO INACTIVE ACCOUNTS. \*\*\*

BEGINNING BALANCE	MTD RECEIPTS	FYTD RECEIPTS	MTD EXPENDITURES	FYTD EXPENDITURES	AVAILABLE BALANCE	TOTAL ENCUMBERED	TOTAL UNENCUMB BALANCE
9131 DRAMA CLUB	.00	.00	.00	.00	\$6,099.49	\$0.00	\$6,099.49
9132 RENAISSANCE	.00	.00	.00	.00	\$0.00	\$0.00	\$0.00
9133 GLEE CLUB	\$368.65	.00	.00	.00	\$368.65	\$0.00	\$368.65
9320 HIGH SCHOOL FAMILY & CONSUMER SCIENCE	.00	.00	.00	.00	\$0.00	\$0.00	\$0.00
9330 FUTURE FARMERS OF AMERICA	\$2,399.18	15,510.89	800.75	12,822.09	\$5,087.98	\$1,728.41	\$3,359.57
9400 HIGH SCHOOL MUSIC DEPARTMENT	.00	550.00	.00	520.30	\$571.12	\$0.00	\$571.12
9610 ELEMENTARY STUDENT COUNCIL	.00	.00	.00	.00	\$648.32	\$0.00	\$648.32
9680 HIGH SCHOOL STUDENT COUNCIL	.00	.00	.00	.00	\$1,179.06	\$0.00	\$1,179.06
9680 YEARBOOK	\$6,859.36	5,110.50	.00	5,242.60	\$6,727.26	\$2,315.00	\$4,412.26
9710 NATIONAL HONOR SOCIETY	\$478.57	.00	.00	329.09	\$149.48	\$0.00	\$149.48
TOT 200:	\$26,823.32	3,037.15	30,538.79	1,650.20	\$29,599.02	\$7,373.78	\$22,225.24
*****	** FUND 300 **	*****	*****	*****	*****	*****	*****
9001 HIGH SCHOOL ART	\$721.58	.00	.00	.00	\$721.58	\$0.00	\$721.58
9002 WASHINGTON DC TRIP - 8TH GRADE	\$1,986.64	4,723.33	.00	7,774.00	\$1,064.03-	\$0.00	\$1,064.03-
9004 MEDIA-TECH CLASS	\$5.57	.00	.00	.00	\$5.57	\$0.00	\$5.57
9190 ROADER BALLOONS	\$0.00	.00	.00	.00	\$0.00	\$0.00	\$0.00
9500 ATHLETIC DIRECTOR	\$9,906.40	4,200.03	72,539.16	61,002.34	\$21,443.22	\$21,815.87	\$372.65-
9501 ATHLETIC DIRECTOR FSN	\$750.00	.00	.00	.00	\$750.00	\$0.00	\$750.00

MDECA CREATED (FINJOU)

\*\*\* NOTE!! ONLY ACTIVE ACCOUNTS HAVE BEEN SELECTED, TOTALS MAY EXCLUDE AMOUNTS THAT ARE RELATED TO INACTIVE ACCOUNTS. \*\*\*

	BEGINNING BALANCE	MTD RECEIPTS	FYTD RECEIPTS	MTD EXPENDITURES	FYTD EXPENDITURES	AVAILABLE BALANCE	TOTAL ENCUMBERED	TOTAL UNENCUMBER BALANCE
TOT 300:	\$13,370.19	4,200.03	77,262.49	8,950.45	68,776.34	\$21,856.34	\$21,615.87	\$40.47
=====								
*****								
** FUND 451 **								
*****								
9216 FY16 DATA COMM	\$ .00		.00	.00	.00	\$ .00	\$ .00	\$ .00
9217 FY17 DATA COMM	\$ .00		.00	.00	.00	\$ .00	\$ .00	\$ .00
9718 DATA COMM	\$ .00	1,800.00	3,600.00	.00	.00	\$3,600.00	\$ .00	\$3,600.00
TOT 451:	\$ .00	1,800.00	3,600.00	.00	.00	\$3,600.00	\$ .00	\$3,600.00
=====								
*****								
** FUND 499 **								
*****								
9209 GIFTED SUPPLEMENTAL FUNDS FY2009	\$ .00		.00	.00	.00	\$ .00	\$ .00	\$ .00
9210 SAFE ROUTES TO SCHOOL GRANT FY2010	\$ .00		.00	.00	.00	\$ .00	\$ .00	\$ .00
9211 MISC. STATE GRANT SCHOOL IMPR INCENT AWARD	\$ .00		.00	.00	.00	\$ .00	\$ .00	\$ .00
9214 OSFC SAFETY AND SECURITY GRANT	\$ .00		.00	.00	.00	\$ .00	\$ .00	\$ .00
9909 ADVANCED ENERGY GRANT - OHIO DEPT OF DEVELOPM	\$ .00		.00	.00	.00	\$ .00	\$ .00	\$ .00
TOT 499:	\$ .00	.00	.00	.00	.00	\$ .00	\$ .00	\$ .00
=====								



NDECA CREATED (FINJOU)

\*\*\* NOTE!! ONLY ACTIVE ACCOUNTS HAVE BEEN SELECTED, TOTALS MAY EXCLUDE AMOUNTS THAT ARE RELATED TO INACTIVE ACCOUNTS. \*\*\*

	BEGINNING BALANCE	MTD RECEIPTS	FYTD RECEIPTS	MTD EXPENDITURES	FYTD EXPENDITURES	AVAILABLE BALANCE	TOTAL ENCUMBERED	TOTAL UNENCUMB BALANCE
*****								
** FUND 504 **								
*****								
0000 ED JOBS FUND	\$ .00	.00	.00	.00	.00	\$ .00	\$ .00	\$ .00
TOT 504:	\$ .00	.00	.00	.00	.00	\$ .00	\$ .00	\$ .00
=====								
*****								
** FUND 506 **								
*****								
0000 RACE TO THE TOP FEDERAL FUNDS	\$ .00	.00	.00	.00	.00	\$ .00	\$ .00	\$ .00
TOT 506:	\$ .00	.00	.00	.00	.00	\$ .00	\$ .00	\$ .00
=====								
*****								
** FUND 516 **								
*****								
9209 IDEA B SPECIAL ED FY2009 FLOWTHRU	\$ .00	.00	.00	.00	.00	\$ .00	\$ .00	\$ .00
9210 IDEA B SPECIAL ED FY2010	\$ .00	.00	.00	.00	.00	\$ .00	\$ .00	\$ .00
9211 IDEA B SPECIAL ED FY2011	\$ .00	.00	.00	.00	.00	\$ .00	\$ .00	\$ .00
9212 IDEA B SPECIAL ED FY2012	\$ .00	.00	.00	.00	.00	\$ .00	\$ .00	\$ .00
9213 IDEA B SPECIAL ED FY2013	\$ .00	.00	.00	.00	.00	\$ .00	\$ .00	\$ .00
9214 IDEA B SPECIAL ED FY2014	\$ .00	.00	.00	.00	.00	\$ .00	\$ .00	\$ .00
9215 IDEA B SPECIAL ED FY2015	\$ .00	.00	.00	.00	.00	\$ .00	\$ .00	\$ .00
9216 IDEA B SPECIAL ED FY2016	\$ .00	.00	.00	.00	.00	\$ .00	\$ .00	\$ .00
9217 IDEA B SPECIAL ED FY2017	\$ .00	.00	.00	.00	.00	\$ .00	\$ .00	\$ .00

FINANCIAL REPORT BY FUND (With fund totals)

BRADFORD EX VILL SD

MDECA CREATED (FINJOU)

\*\*\* NOTE1: ONLY ACTIVE ACCOUNTS HAVE BEEN SELECTED, TOTALS MAY EXCLUDE AMOUNTS THAT ARE RELATED TO INACTIVE ACCOUNTS. \*\*\*

BEGINNING BALANCE	MTD RECEIPTS	FYTD RECEIPTS	MTD EXPENDITURES	FYTD EXPENDITURES	AVAILABLE BALANCE	TOTAL ENCUMBERED	TOTAL UNENCUMBER BALANCE
982N SPECIAL ED - ARRA STIMULUS \$.00	.00	.00	.00	.00	\$.00	\$.00	\$.00
982O SPECIAL ED - ARRA STIMULUS \$.00	.00	.00	.00	.00	\$.00	\$.00	\$.00
971B IDEA PART B \$.00	.00	.00	.00	.00	\$.00	\$.00	\$.00
TOT 516: =====	.00	.00	.00	.00	\$.00	\$.00	\$.00

***** ** FUND 532 ** *****							
982N STATE FISCAL STABILIZATION FUND (SFSF) STIMUL \$.00	.00	.00	.00	.00	\$.00	\$.00	\$.00
982O STATE FISCAL STABILIZATION FUND (SFSF) STIMUL \$.00	.00	.00	.00	.00	\$.00	\$.00	\$.00
TOT 532: =====	.00	.00	.00	.00	\$.00	\$.00	\$.00

***** ** FUND 533 ** *****							
9210 TITLE II-TECH FY2010 \$.00	.00	.00	.00	.00	\$.00	\$.00	\$.00
9211 TITLE II-TECH FY2011 \$.00	.00	.00	.00	.00	\$.00	\$.00	\$.00
9212 TITLE II-D TECH FY2012 \$.00	.00	.00	.00	.00	\$.00	\$.00	\$.00
TOT 533: =====	.00	.00	.00	.00	\$.00	\$.00	\$.00

MDECA CREATED (FINJOU)

\*\*\* NOTE! : ONLY ACTIVE ACCOUNTS HAVE BEEN SELECTED, TOTALS MAY EXCLUDE AMOUNTS THAT ARE RELATED TO INACTIVE ACCOUNTS. \*\*\*

BEGINNING BALANCE	MTD RECEIPTS	FYTD RECEIPTS	MTD EXPENDITURES	FYTD EXPENDITURES	AVAILABLE BALANCE	TOTAL ENCUMBERED	TOTAL UNENCUMBERED BALANCE
*****							
** FUND 572 **							
*****							
0000 TITLE I		148.94	.00	.00	\$148.94	\$0.00	\$148.94
9209 TITLE I DISADVANTAGED YOUTH FY2009	.00	.00	.00	.00	\$0.00	\$0.00	\$0.00
9210 TITLE I DISADVANTAGED YOUTH FY2010	.00	.00	.00	.00	\$0.00	\$0.00	\$0.00
9211 TITLE I DISADVANTAGED YOUTH FY2011	.00	.00	.00	.00	\$0.00	\$0.00	\$0.00
9213 TITLE I DISADVANTAGES YOUTH FY2013	.00	.00	.00	.00	\$0.00	\$0.00	\$0.00
9214 TITLE I DISADVANTAGED YOUTH FY2014	.00	.00	.00	.00	\$0.00	\$0.00	\$0.00
9215 TITLE I DISADVANTAGED YOUTH FY2015	.00	.00	.00	.00	\$0.00	\$0.00	\$0.00
9216 TITLE I DISADVANTAGE YOUTH FY16	.00	.00	.00	.00	\$0.00	\$0.00	\$0.00
9217 TITLE I DISADVANTAGED YOUTH FY17	.00	.00	.00	.00	\$0.00	\$0.00	\$0.00
9218 TITLE I DISADVANTAGED YOUTH FY18	.00	32,551.61	.00	21,901.32	\$10,650.29	\$0.00	\$10,650.29
932N TITLE I STIMULUS FY2010	.00	.00	.00	923.60	\$923.60	\$0.00	\$923.60
932O TITLE I STIMULUS FY2011	.00	.00	.00	.00	\$0.00	\$0.00	\$0.00
9718 TITLE I DISADVANTAGES YOUTH FY18	.00	.00	.00	.00	\$0.00	\$0.00	\$0.00
TOT 572:	.00	114,381.39	21,494.19	121,836.49	\$7,455.10	\$0.00	\$7,455.10
*****							
** FUND 573 **							
*****							
9209 TITLE V FY2009	.00	.00	.00	.00	\$0.00	\$0.00	\$0.00
TOT 573:	.00	147,081.94	21,494.19	144,661.41	\$2,420.53	\$0.00	\$2,420.53

MDECA CREATED (FINJOU)

\*\*\* NOTE!! ONLY ACTIVE ACCOUNTS HAVE BEEN SELECTED, TOTALS MAY EXCLUDE AMOUNTS THAT ARE RELATED TO INACTIVE ACCOUNTS. \*\*\*

	BEGINNING BALANCE	MTD RECEIPTS	FYTD RECEIPTS	MTD EXPENDITURES	FYTD EXPENDITURES	AVAILABLE BALANCE	TOTAL ENCUMBERED	TOTAL UNENCUMBERED BALANCE
TOT 573:	\$ .00	.00	.00	.00	.00	\$ .00	\$ .00	\$ .00
=====								
*****								
** FUND 584 **								
*****								
9209 SAFE AND DRUG FREE FY2009	.00	.00	.00	.00	.00	\$ .00	\$ .00	\$ .00
9210 SAFE AND DRUG FREE FY2010	\$ .00	.00	.00	.00	.00	\$ .00	\$ .00	\$ .00
TOT 584:	\$ .00	.00	.00	.00	.00	\$ .00	\$ .00	\$ .00
=====								
*****								
** FUND 587 **								
*****								
9209 IDEA PRESCHOOL SPEC ED FY2009 FLOWTHRU	\$ .00	.00	.00	.00	.00	\$ .00	\$ .00	\$ .00
9210 IDEA PRESCHOOL SPEC ED FY2010	\$ .00	.00	.00	.00	.00	\$ .00	\$ .00	\$ .00
9211 IDEA PRESCHOOL SPEC ED FY2011	\$ .00	.00	.00	.00	.00	\$ .00	\$ .00	\$ .00
9212 IDEA PRESCHOOL SPEC ED FY2012	\$ .00	.00	.00	.00	.00	\$ .00	\$ .00	\$ .00
9213 IDEA PRESCHOOL SPEC ED FY2013	\$ .00	.00	.00	.00	.00	\$ .00	\$ .00	\$ .00
9214 IDEA PRESCHOOL SPEC ED FY2013	\$ .00	.00	.00	.00	.00	\$ .00	\$ .00	\$ .00
9215 IDEA PRESCHOOL SPEC ED FY2015	\$ .00	.00	.00	.00	.00	\$ .00	\$ .00	\$ .00
9216 IDEA PRESCHOOL SPEC ED FY2016	\$ .00	.00	.00	.00	.00	\$ .00	\$ .00	\$ .00
9217 IDEA PRESCHOOL SPEC ED FY2017	\$ .00	.00	.00	.00	.00	\$ .00	\$ .00	\$ .00
932N IDEA B FY2010 STIMULUS	\$ .00	.00	.00	.00	.00	\$ .00	\$ .00	\$ .00
932O IDEA B FY2011 STIMULUS	\$ .00	.00	.00	.00	.00	\$ .00	\$ .00	\$ .00

MDECA CREATED (FINJOU)

\*\*\* NOTE!! ONLY ACTIVE ACCOUNTS HAVE BEEN SELECTED, TOTALS MAY EXCLUDE AMOUNTS THAT ARE RELATED TO INACTIVE ACCOUNTS. \*\*\*

	BEGINNING BALANCE	MTD RECEIPTS	FYTD RECEIPTS	MTD EXPENDITURES	FYTD EXPENDITURES	AVAILABLE BALANCE	TOTAL ENCUMBERED	TOTAL UNENCUMBER BALANCE
9718 IDEA	\$ .00	.00	.00	.00	.00	\$ .00	\$ .00	\$ .00
TOT 587:	\$ .00	.00	.00	.00	.00	\$ .00	\$ .00	\$ .00
=====								
*****								
** FUND 590 **								
*****								
9014 IMPROVING TEACHER QUALITY FY14	\$ .00	.00	.00	.00	.00	\$ .00	\$ .00	\$ .00
9209 IMPROVING TEACHER QUALITY FY2009	\$ .00	.00	.00	.00	.00	\$ .00	\$ .00	\$ .00
9210 IMPROVING TEACHER QUALITY FY2010	\$ .00	.00	.00	.00	.00	\$ .00	\$ .00	\$ .00
9211 IMPROVING TEACHER QUALITY FY2011	\$ .00	.00	.00	.00	.00	\$ .00	\$ .00	\$ .00
9212 IMPROVING TEACHER QUALITY FY2012	\$ .00	.00	.00	.00	.00	\$ .00	\$ .00	\$ .00
9213 IMPROVING TEACHER QUALITY FY2013	\$ .00	.00	.00	.00	.00	\$ .00	\$ .00	\$ .00
9214 IMPROVING TEACHER QUALITY FY2014	\$ .00	.00	.00	.00	.00	\$ .00	\$ .00	\$ .00
9215 IMPROVING TEACHER QUALITY FY2015	\$ .00	.00	.00	.00	.00	\$ .00	\$ .00	\$ .00
9216 IMPROVING TEACHER QUALITY FY2016	\$ .00	.00	.00	.00	.00	\$ .00	\$ .00	\$ .00
9217 IMPROVING TEACHER QUALITY FY2017	\$ .00	.00	.00	.00	.00	\$ .00	\$ .00	\$ .00
9218 IMPROVING TEACHER QUALITY FY18	\$ .00	.00	.00	.00	.00	\$ .00	\$ .00	\$ .00
9718 IMPROVING TEACHER QUALITY FY2018	\$ .00	.00	13,394.62	.00	.00	\$13,394.62	\$ .00	\$13,394.62
TOT 590:	\$ .00	.00	13,394.62	.00	.00	\$13,394.62	\$ .00	\$13,394.62
=====								

\*\*\*\*\*  
\*\* FUND 599 \*\*  
\*\*\*\*\*

MDECA CREATED (FINJOU)

\*\*\* NOTE!! ONLY ACTIVE ACCOUNTS HAVE BEEN SELECTED, TOTALS MAY EXCLUDE AMOUNTS THAT ARE RELATED TO INACTIVE ACCOUNTS. \*\*\*

BEGINNING BALANCE	MTD RECEIPTS	FYTD RECEIPTS	MTD EXPENDITURES	FYTD EXPENDITURES	AVAILABLE BALANCE	TOTAL ENCUMBERED	TOTAL UNENCUMBERED BALANCE
0000 OTHER MISC FEDERAL GRANTS	.00	15.73	.00	.00	\$15.73	\$ .00	\$15.73
9209 TITLE II-D FY2009	.00	.00	.00	.00	\$ .00	\$ .00	\$ .00
9210 TITLE II-D FY2010	.00	.00	.00	.00	\$ .00	\$ .00	\$ .00
9718 MISC. FED. GRANT	.00	.00	.00	.00	\$ .00	\$ .00	\$ .00
9909 REAP 2008-2009 FEDERAL GRANT	.00	.00	.00	.00	\$ .00	\$ .00	\$ .00
9910 REAP FY2010	.00	.00	.00	.00	\$ .00	\$ .00	\$ .00
9911 REAP FY2011	.00	.00	.00	.00	\$ .00	\$ .00	\$ .00
9912 REAP FY2012	.00	.00	.00	.00	\$ .00	\$ .00	\$ .00
9913 REAP FY2013	.00	.00	.00	.00	\$ .00	\$ .00	\$ .00
9914 REAP FY2014	.00	.00	.00	.00	\$ .00	\$ .00	\$ .00
9915 REAP FY2105	.00	.00	.00	.00	\$ .00	\$ .00	\$ .00
9916 REAP FY2016	.00	14,042.85	.00	7,775.55	\$6,267.30	\$ .00	\$6,267.30
9917 REAP FY2017	.00	49,640.00	.00	25,980.00	\$23,660.00	\$ .00	\$23,660.00
TOT 599:	.00	63,688.58	.00	33,755.55	\$29,943.03	\$ .00	\$29,943.03

GRAND TOTALS:

\$6,703,741.53 981,261.40 6,118,625.42 710,031.15 5,499,463.04 \$7,322,903.91 \$877,145.85 \$6,445,758.06

\*\*\* NOTE!! ONLY ACTIVE ACCOUNTS HAVE BEEN SELECTED, TOTALS MAY EXCLUDE AMOUNTS THAT ARE RELATED TO INACTIVE ACCOUNTS. \*\*\*

Date: 4/03/18

NEGATIVE BUDGET REPORT  
Processing Month: March 2018  
BRADFORD EX VILL SD

Page: 1  
(NEGBUD)

Obj	Sec	Subject	Op	Job	Account Description	FYTD Budget	MTD Expended	FYTD Expended	Current Encumbered	Unencumbered Balance
Fund: 001	Func: 7410									
001	7410					.00	4,000.00	112,917.59	.00	112,917.59-
921	0000	000000	000	00	000 ADVANCES OUT	.00	4,000.00	112,917.59	.00	112,917.59-
** Fund 001 Sec 0000 Totals										
Grand Total All Funds						.00	4,000.00	112,917.59	.00	112,917.59-

BRADFORD EX VILL SD  
 APPROPRIATION COMPLIANCE VERIFICATION  
 Based On Expendable Amount  
 Summary Report By Fund

FUND	DESCRIPTION	BEGIN CASH	REVSUM TOTAL	APPSUM TOTAL	CASHREVS-APPS	ACTUAL FYTD RECEIPT
Total Fund 001	GENERAL	5,261,280.44	7,043,926.00	8,900,486.42	3,404,620.02	5,468,234.91
Total Fund 002	BOND RETIREMENT	186,858.12	111,133.00	130,368.00	167,623.12	100,684.65
Total Fund 003	PERMANENT IMPROVEMENT	489,183.90	0.00	169,209.15	319,574.75	0.00
Total Fund 006	FOOD SERVICE	67,541.44	263,350.00	294,336.79	26,554.65	163,697.13
Total Fund 007	SPECIAL TRUST	50,726.16	19,700.00	28,750.00	41,676.16	4,500.00
Total Fund 008	ENDOWMENT	54,727.74	600.00	4,000.00	51,327.74	560.31
Total Fund 010	CLASSROOM FACILITIES	0.00	0.00	0.00	0.00	0.00
Total Fund 018	PUBLIC SCHOOL SUPPORT	33,783.12	26,300.00	32,980.93	27,102.19	18,827.73
Total Fund 019	OTHER GRANT	17,266.58	5,400.00	11,517.15	11,149.43	6,950.00
Total Fund 020	SPECIAL ENTERPRISE FUND	0.00	0.00	0.00	0.00	0.00
Total Fund 022	DISTRICT AGENCY	0.00	1,500.00	1,375.50	124.50	1,000.00
Total Fund 034	CLASSROOM FACILITIES MAINT.	502,200.52	44,952.08	151,966.45	395,186.15	18,594.27
Total Fund 200	STUDENT MANAGED ACTIVITY	26,823.32	27,315.00	43,239.44	10,898.88	30,538.79
Total Fund 300	DISTRICT MANAGED ACTIVITY	13,370.19	136,457.00	148,899.22	927.97	73,262.49
Total Fund 416	TEACHER DEVELOPMENT	0.00	0.00	0.00	0.00	0.00
Total Fund 432	MANAGEMENT INFORMATION SYSTEM	0.00	0.00	0.00	0.00	0.00
Total Fund 450	SCHOOLNET EQUIP/INFRASTRUCTURE	0.00	0.00	0.00	0.00	0.00
Total Fund 451	DATA COMMUNICATION FUND	0.00	0.00	0.00	0.00	3,600.00
Total Fund 452	SCHOOLNET PROFESS. DEVELOPMENT	0.00	0.00	0.00	0.00	0.00
Total Fund 454	* Invalid fund per the blue book	0.00	0.00	0.00	0.00	0.00
Total Fund 458	* Invalid fund per the blue book	0.00	0.00	0.00	0.00	0.00
Total Fund 459	OHIO READS	0.00	0.00	0.00	0.00	0.00
Total Fund 460	SUMMER INTERVENTION	0.00	0.00	0.00	0.00	0.00
Total Fund 499	MISCELLANEOUS STATE GRANT FUND	0.00	0.00	0.00	0.00	0.00
Total Fund 504	* Invalid fund per the blue book	0.00	0.00	0.00	0.00	0.00
Total Fund 506	RACE TO THE TOP	0.00	0.00	0.00	0.00	0.00
Total Fund 516	IDEA PART B GRANTS	0.00	134,475.86	0.00	134,475.86	0.00
Total Fund 532	* Invalid fund per the blue book	0.00	0.00	0.00	0.00	0.00
Total Fund 533	TITLE II D - TECHNOLOGY	0.00	0.00	0.00	0.00	0.00
Total Fund 572	TITLE I DISADVANTAGED CHILDREN	0.00	162,433.25	162,433.25	0.00	147,081.94
Total Fund 573	TITLE V INNOVATIVE EDUC PGM	0.00	0.00	0.00	0.00	0.00
Total Fund 584	DRUG FREE SCHOOL GRANT FUND	0.00	0.00	0.00	0.00	0.00
Total Fund 587	IDEA PRESCHOOL-HANDICAPPED	0.00	3,062.04	0.00	3,062.04	0.00
Total Fund 590	IMPROVING TEACHER QUALITY	0.00	0.00	0.00	0.00	13,394.62
Total Fund 599	MISCELLANEOUS FED. GRANT FUND	0.00	43,950.55	43,950.55	0.00	63,698.58

Grand Totals: 6,703,741.53 8,014,454.78 10,123,482.85 4,594,703.46 6,114,625.42



DATE: 04/03/18

TIME: 11:26

BALANCE CHECK REPORT

BRADFORD EX VILL SD

PAGE 1

(BALCHK)

ALL FUNDS

CASH ACCOUNTS	710,031.15				
		MONTH TO DATE EXPENDITURES			
		BUDGET ACCOUNTS	710,031.15	APPROP ACCOUNTS	710,031.15

CASH ACCOUNTS	1,847,036.39				
		YEAR TO DATE EXPENDITURES			
		BUDGET ACCOUNTS	1,847,036.39	APPROP ACCOUNTS	1,847,036.39

CASH ACCOUNTS	5,499,463.04				
		FISCAL YR TO DATE EXPENDITURES			
		BUDGET ACCOUNTS	5,499,463.04	APPROP ACCOUNTS	5,499,463.04

CASH ACCOUNTS	100,973.25				
		PROJECT YR TO DATE EXPENDITURES			
		BUDGET ACCOUNTS	100,973.25	APPROP ACCOUNTS	100,973.25

CASH ACCOUNTS	981,261.40				
		MONTH TO DATE REVENUE			
		REVENUE ACCOUNTS	981,261.40		

CASH ACCOUNTS	2,174,990.32				
		YEAR TO DATE REVENUE			
		REVENUE ACCOUNTS	2,174,990.32		

CASH ACCOUNTS	6,118,625.42				
		FISCAL YR TO DATE REVENUE			
		REVENUE ACCOUNTS	6,118,625.42		

CASH ACCOUNTS	120,409.06				
		PROJECT YR TO DATE REVENUE			
		REVENUE ACCOUNTS	120,409.06		

DATE: 04/03/18  
TIME: 11:26

BALANCE CHECK REPORT  
BRADFORD EX VILL SD

PAGE 2  
(BALCHK)

ALL FUNDS

OPEN P. O. FILE 876,971.85		APPROP ACCOUNTS 876,971.85
	CURRENT ENCUMBRANCES	
	BUDGET ACCOUNTS 876,971.85	
		APPROP ACCOUNTS 876,971.85
	MONTH TO DATE TRANSFERS	
	BUDGET ACCOUNTS 4,000.00	
		REVENUE ACCOUNTS 4,000.00
	YEAR TO DATE TRANSFERS	
	BUDGET ACCOUNTS 14,000.00	
		REVENUE ACCOUNTS 14,000.00
	FISCAL YTD TRANSFERS	
	BUDGET ACCOUNTS 112,917.59	
		REVENUE ACCOUNTS 112,917.59